



2023

Orange Police Department Annual Report



ORANGE POLICE DEPARTMENT 2023 ANNUAL REPORT

Table of Contents

Uniform Crime Reporting Texas Department Of Public Safety 2023	3
Crimes Against Persons with a Report Filed 2021 - 2023	4
Calls for Service	5
Annual Report Adult Arrests — Total Charges	6
Juvenile Detention Statistics	7
Alarms	8
Citations	9 thru 12
Citations, Warnings & Field Release	13
Detective Division Yearly Summary	14
Racial Profiling 2023	15
Racial Profiling Statistics	16 thru 24

**Statistical Information Compiled and Book Published by:
Major Sparky Robinson And CIS Manager Mike Zeto**

Please Note. Texas TCOLE SB1187 Racial Profiling Report (2023) This report is based on the format provided by the Texas Commission on Law Enforcement (TCOLE), current as of Dec. 14, 2022.

Sources of data in this book was collected from the National Incident-Based Reporting System (NIBRS) Uniform Crime Reporting (UCR) and Orange Police Department Report Management System (RMS).

ORANGE POLICE DEPARTMENT 2023 ANNUAL REPORT

UNIFORM CRIME REPORTING TEXAS DEPARTMENT OF PUBLIC SAFETY 2023

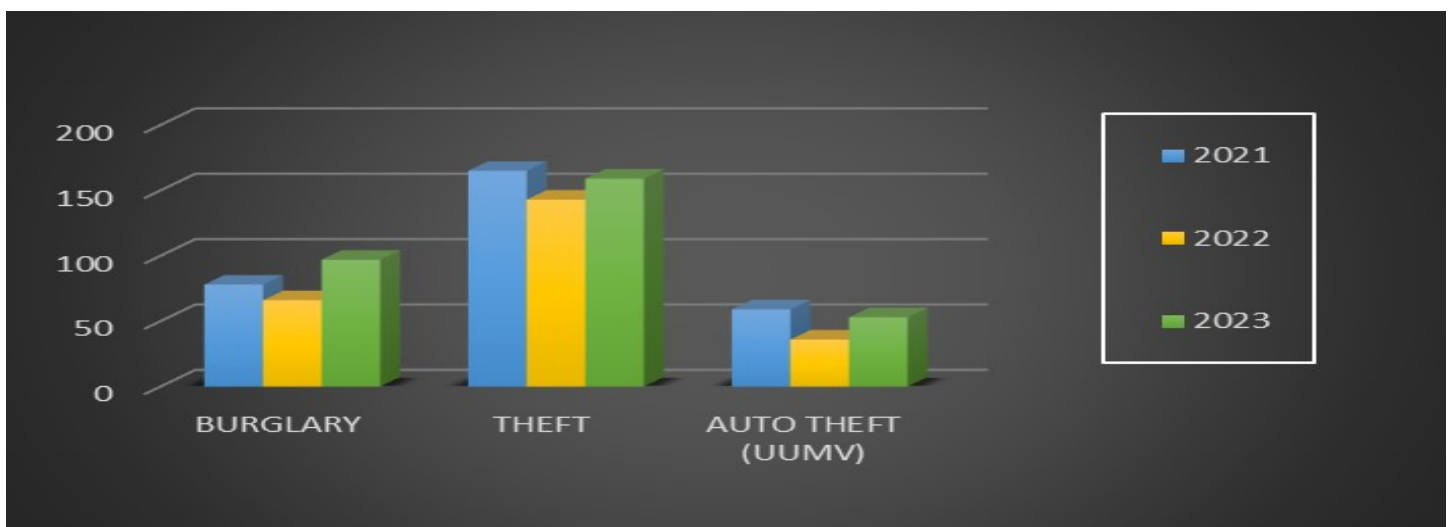
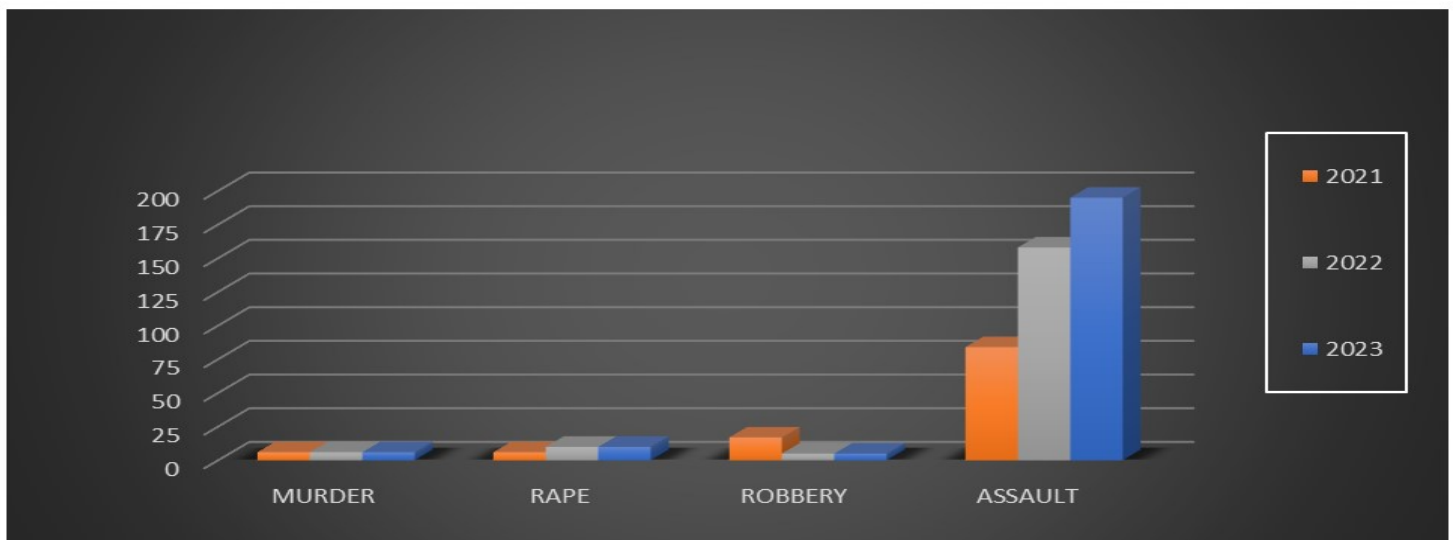
¹ CLASSIFICATION OF OFFENSES		² OFFENSES REPORTED OR KNOWN TO POLICE/INCLUDE "UNFOUNDED" AND ATTEMPTS	³ UNFOUNDED, I.E., FALSE OR BASE- LESS COM- PLAINTS	⁴ NUMBER OF ACTUAL OFFENS- ES/COLUMN 2 MINUS COLUMN 3) (INCLUDE AT- TEMPTS)	⁵ TOTAL OFFENS- ES CLEARED BY ARREST OR EXCEPTIONAL MEANS (INCLUDEDCOL. 6)	⁶ NUMBER OF CLEARANCES INVOLVING ONLY PER- SONS UNDER 18 YEARS OF AGE
1. CRIMINAL HOMICIDE						
a. MURDER AND NONNEGLIGENT MANSLAUGHTER TOTAL (score attempts as aggravated assaults)	11	2		2		
b. MANSLAUGHTER BY NEGLIGENCE TOTAL	12					
2. RAPE TOTAL	20	13		13		
a. RAPE	21	12		12		
b. ATTEMPTS TO COMMIT RAPE	22	1		1		
3. ROBBERY TOTAL	30	7		7		
a. FIREARM	31	3		3		
b. KNIFE OR CUTTING INSTRUMENT	32					
c. OTHER DANGEROUS WEAPON	33	1		1		
d. STRONG-ARM (HANDS, FIST, FEET, ETC)	34	3		3		
4. ASSAULT TOTAL	40	195		195	1	
a. FIREARM	41	30		30		
b. KNIFE OR CUTTING INSTRUMENT	42	14		14		
c. OTHER DANGEROUS WEAPON	43	16		16		
d. HANDS, FIST, FEET, ETC. --AGGRAVATED INJURY	44	12		12		
e. OTHER ASSAULTS--SIMPLE, NOT AGGRAVATED	45	123		123	1	
5. BURGLARY TOTAL	50	97		97		
a. FORCIBLE ENTRY	51	54		54		
b. UNLAWFUL ENTRY - NO FORCE	52	41		41		
c. ATTEMPTED FORCIBLE ENTRY	53	2		2		
6. LARCENY - THEFT (EXCEPT MOTOR VEHICLE THEFT) TOTAL	60	159		159		
7. MOTOR VEHICLE THEFT TOTAL	70	53		53		
a. AUTOS	71	35		35		
b. TRUCKS AND BUSES	72	9		9		
c. OTHER VEHICLES	73	9		9		
GRAND TOTAL	77	526		526	1	

ORANGE POLICE DEPARTMENT

2023 ANNUAL REPORT

CRIMES AGAINST PERSONS/PROPERTY WITH A REPORT FILED 2021—2023

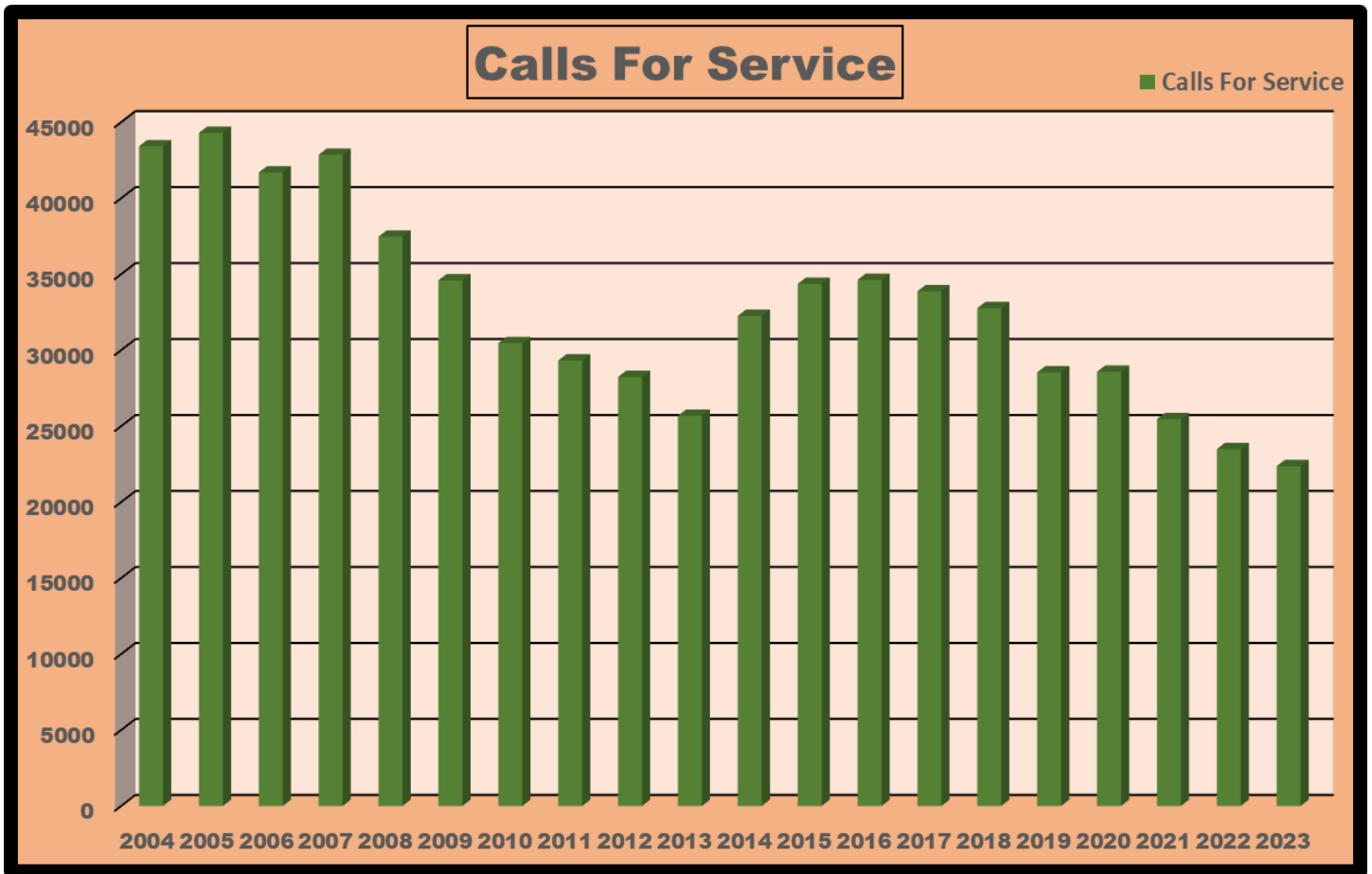
	2021	2022	2023
MURDER	6	6	2
RAPE	6	10	13
ROBBERY	17	5	7
ASSAULT	84	158	195
BUGLARY	78	66	97
THEFT	165	143	159
AUTO THEFT (UUMV)	59	36	53
TOTAL	371	319	526



*** Data collected from UCR and NIBRS ****

ORANGE POLICE DEPARTMENT 2023 ANNUAL REPORT

CALLS FOR SERVICE 2004—2023



2023 Calls for Service = 22,364

Year - Total

2004 - 43,419
2005 - 44,299
2006 - 41,692
2007 - 42,859
2008 - 37,471
2009 - 34,597
2010 - 30,462
2011 - 29,314
2012 - 28,234
2013 - 25,680

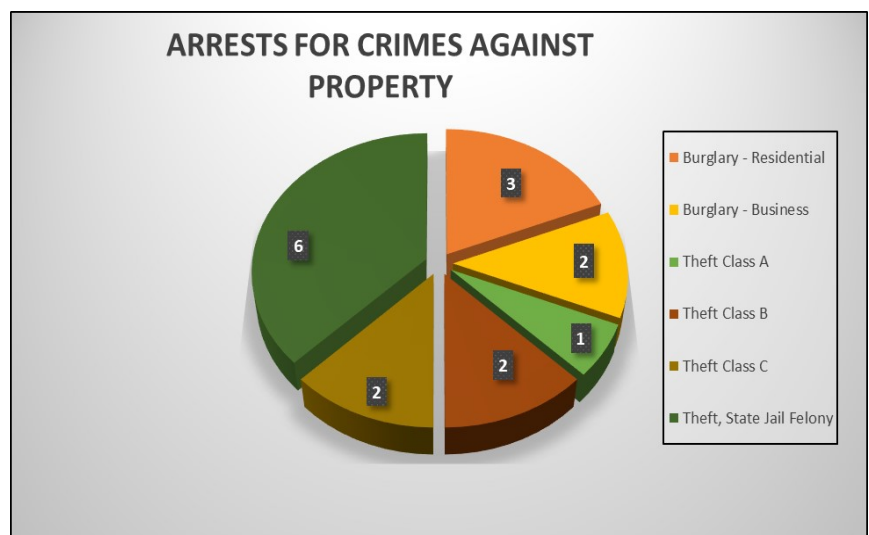
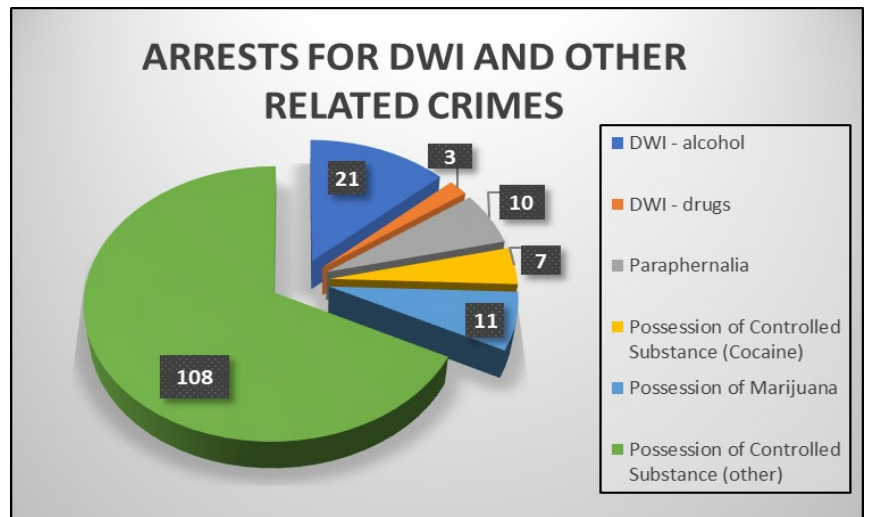
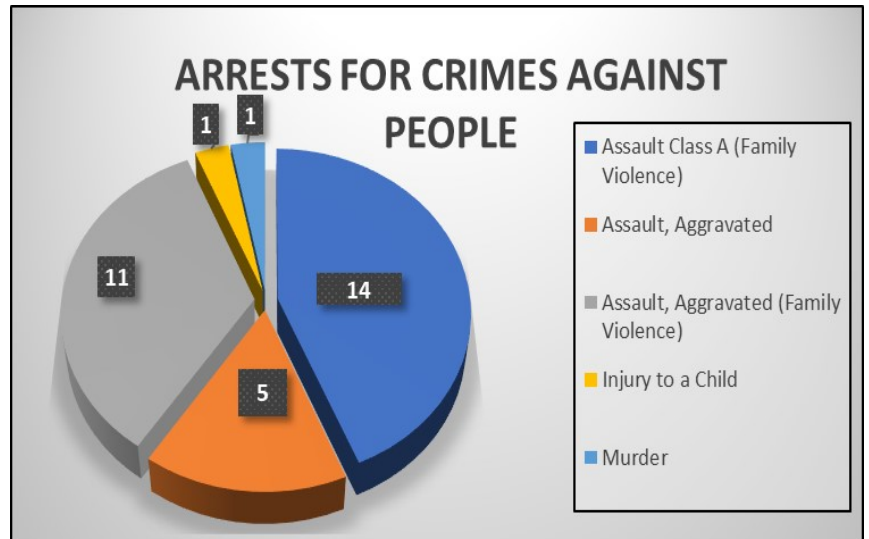
Year - Total

2014 - 32,254
2015 - 34,358
2016 - 34,624
2017 - 33,875
2018 - 32,763
2019 - 28,536
2020 - 28,577
2021 - 25,459
2022 - 23,484
2023 - 22,364

ORANGE POLICE DEPARTMENT

2023 ANNUAL REPORT ADULT ARRESTS — TOTAL CHARGES

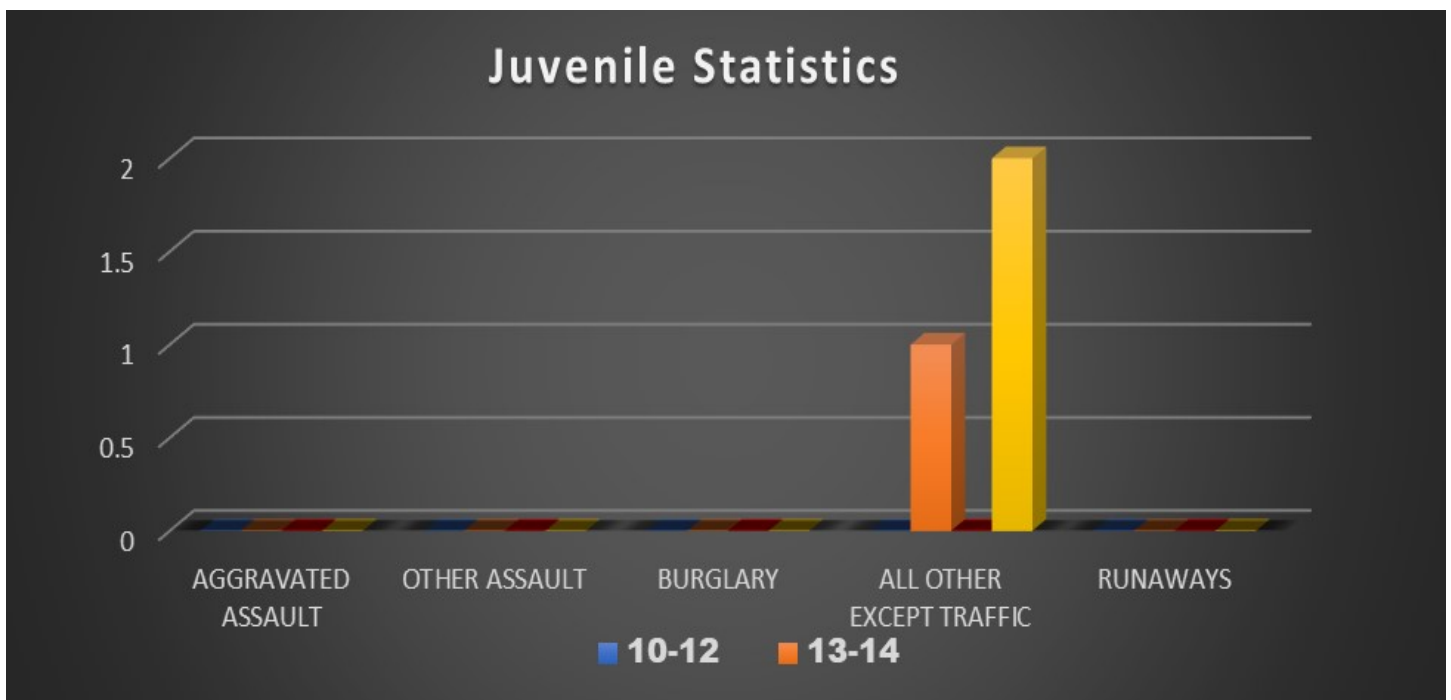
Assault Class A (Family Violence)	14
Assault Class C	4
Assault, Aggravated	5
Assault, Aggravated (Family Violence)	11
Burglary - Residential	3
Burglary - Business	2
Burglary - Vehicle	0
City Ordinance, Open Container	1
Criminal Mischief	3
Criminal Trespass	32
Disorderly Conduct	10
DWI - alcohol	21
DWI - drugs	3
Evading Detention	13
Fail to ID to Police Officer	7
Forgery	0
Injury to a Child	1
Injury to an Elderly Person	2
Murder	1
No Liability Insurance	1
Paraphernalia	1
Possession of Controlled Substance (Cocaine)	7
Possession of Controlled Substance (other)	108
Possession of Marijuana	11
Public Intoxication	56
Retaliation	0
Robbery	0
Theft, State Jail Felony	6
Theft Class A	1
Theft Class B	2
Theft Class C	2
Unauthorized Use of Vehicle	2
Unlawfully Carrying of a Weapon	23
Warrant Municipal Court Orange	176
Warrants, All Other	332
Traffic Arrest	21
All other Criminal	59
Total	950



ORANGE POLICE DEPARTMENT 2023 ANNUAL REPORT

JUVENILE DETENTION STATISTICS

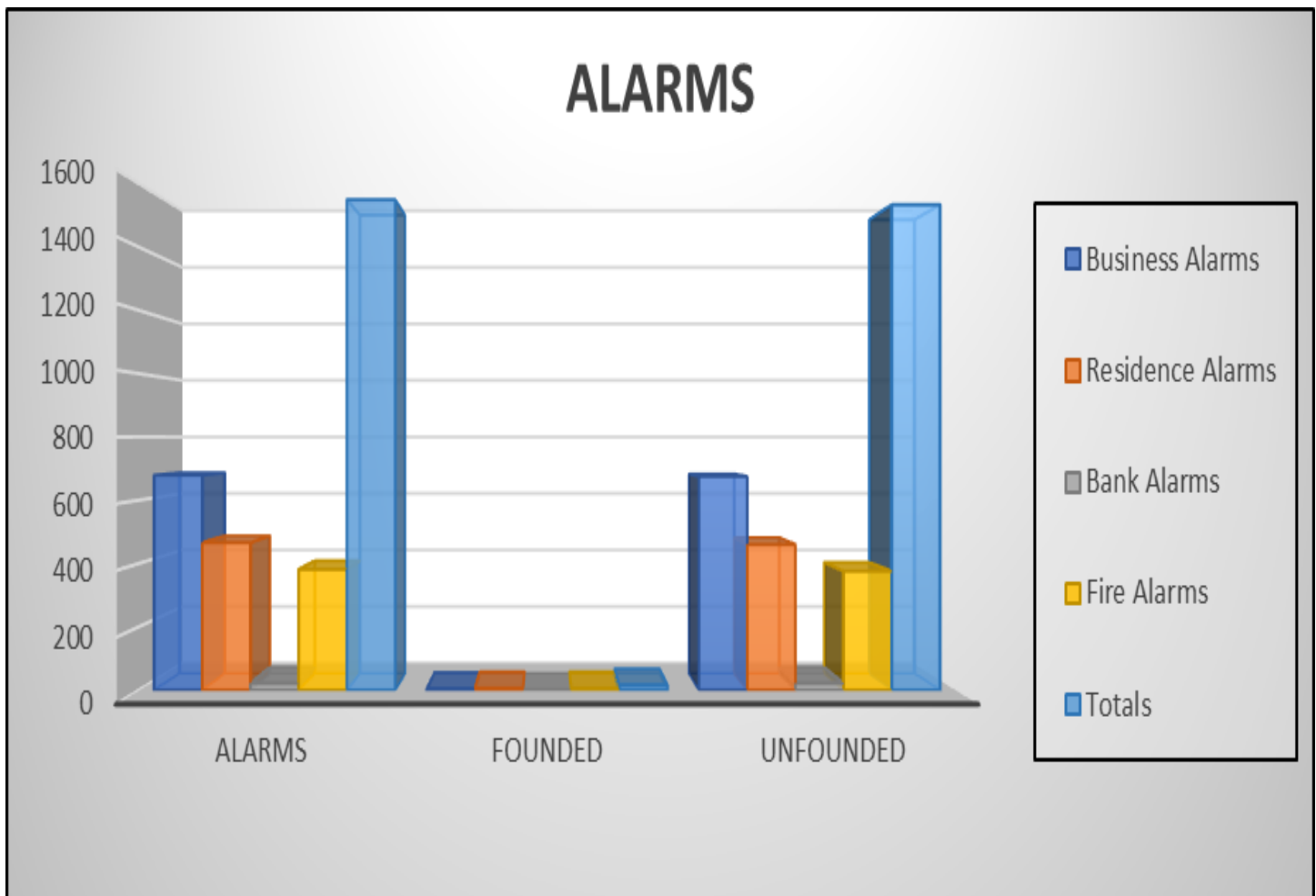
Age Group	10/12	13/14	15	16	TOTALS
ROBBERY					
AGGRAVATED ASSAULT					
OTHER ASSAULT					
BURGLARY					
THEFT					
THEFT MOTOR VEHICLE					
VANDALISM					
POSSESSION OF DRUGS					
POSS OF MARIJUANA					
PUBLIC INTOXICATION					
DUI					
DISORDERLY CONDUCT					
ALL OTHER EXCEPT TRAFFIC		1		2	3
RUNAWAYS					
TOTALS	0	1	0	2	3



ORANGE POLICE DEPARTMENT 2023 ANNUAL REPORT

ALARMS

Alarm Type	ALARMS	FOUNDED	UNFOUNDED	% UNFOUNDED
Business Alarms	679	4	675	99.41%
Residence Alarms	466	6	460	98.72%
Bank Alarms	22	0	22	100%
Fire Alarms	382	6	376	98.43%
Totals	1549	16	1533	98.97%



ORANGE POLICE DEPARTMENT 2023 ANNUAL REPORT

Citation Offense Count

VIOLATION	TYPE OF STOP	CITATION	WARNING	TOTAL
DISPLAY EXPIRED LICENSE PLATES	TRAFFIC	245	358	603
SPEEDING 10% OVER POSTED LIMIT	TRAFFIC	90	433	523
DEFECTIVE STOP LAMPS	TRAFFIC	53	401	454
FAIL TO MAINTAIN FINANCIAL RESPONSIBILITY	TRAFFIC	358	42	400
HEADLAMPS WHEN REQUIRED	TRAFFIC	55	317	372
	NON-TRAFFIC		13	13
NO DRIVER'S LICENSE	TRAFFIC	186	83	269
DEFECTIVE TAIL LAMPS	TRAFFIC	27	175	202
FAIL TO STOP AT STOP SIGN	TRAFFIC	32	162	194
	NON-TRAFFIC		2	2
NO LICENSE PLATE LIGHTS	TRAFFIC	21	153	174
DROVE ON WRONG SIDE OF ROADWAY	TRAFFIC	7	155	162
	NON-TRAFFIC		9	9
FAIL TO SIGNAL TURN	TRAFFIC	15	145	160
	NON-TRAFFIC		1	1
UNREGISTERED MOTOR VEHICLE	TRAFFIC	59	79	138
	NON-TRAFFIC	1	1	2
FAIL TO DRIVE IN SINGLE MARKED LANE	TRAFFIC	27	95	122
	NON-TRAFFIC		2	2
RAN STOP SIGN	TRAFFIC	20	91	111
	NON-TRAFFIC		5	5
DISPLAY OBSCURED LICENSE PLATES	TRAFFIC	14	88	102
IMPROPERLY DISPLAYED FRONT/REAR PLATES	TRAFFIC	6	93	99
FAIL TO CONTROL SPEED	TRAFFIC	52	30	82
RAN RED LIGHT	TRAFFIC	19	57	76
IMPROPER TURN	TRAFFIC	7	68	75
DISPLAY WHITE LIGHT TO REAR	TRAFFIC	12	62	74
	NON-TRAFFIC		1	1
FAIL TO SIGNAL LANE CHANGE	TRAFFIC	7	64	71
	NON-TRAFFIC		1	1
IMPROPER OR UNSAFE LANE CHANGE	TRAFFIC	12	50	62
Less Than 2 Plates or Reg Insignia Doesn't Match	TRAFFIC	11	52	63
FAIL TO YIELD RIGHT OF WAY AT INTERSECTION	TRAFFIC	29	21	50
SAFETY EQUIPMENT ON BICYCLE	TRAFFIC	1	24	25
	NON-TRAFFIC		25	25
EXPIRED OPERATOR LICENSE	TRAFFIC	32	17	49
DISPLAY FICTITIOUS PLATES	TRAFFIC	15	34	49
DEFECTIVE BRAKES	TRAFFIC	3	44	47
FAIL TO STOP AT PROPER PLACE (NOT INTERSECTION)	TRAFFIC	2	44	46
NO TAIL LAMPS	TRAFFIC	6	33	39

ORANGE POLICE DEPARTMENT

2023 ANNUAL REPORT

Citation Offense Count

VIOLATION	TYPE OF STOP	CITATION	WARNING	TOTAL
DRIVING WHILE LICENSE INVALID	TRAFFIC			31
DROVE WITHOUT LIGHTS WHEN REQUIRED	TRAFFIC	1	29	30
	NON-TRAFFIC		2	2
DRUG PARAPHERNALIA	TRAFFIC	20	4	24
	NON-TRAFFIC	3		3
FAIL TO STOP/TRAFFIC LIGHT	TRAFFIC	5	19	24
DISREGARD TRAFFIC CONTROL DEVICE	TRAFFIC	2	21	23
WALKED IN STREET WHERE A SIDEWALK IS PROVIDED	NON-TRAFFIC	3	11	14
	TRAFFIC	2	5	7
DROVE IN CENTER LANE NOT TURNING LEFT	TRAFFIC	3	16	19
UNRESTRAINED CHILD UNDER FIVE OR UNDER 36 INCHES	TRAFFIC	16	3	19
PEDESTRIAN WALK ON WRONG SIDE OF ROADWAY	TRAFFIC	2	5	7
	NON-TRAFFIC		11	11
DISPLAYED SUSPENDED DRIVERS LICENSE	TRAFFIC	13	3	16
TURNED WHEN UNSAFE	TRAFFIC	3	11	14
FAIL TO SIGNAL FOR STOP	TRAFFIC	1	13	14
FAILED TO DIM HEADLIGHTS/MEETING	TRAFFIC	1	12	13
DEFECTIVE TURN SIGNAL LAMPS	TRAFFIC	1	12	13
FAIL TO YIELD RIGHT OF WAY LEAVING (DRIVE, BLDG, ALLY	TRAFFIC	7	5	12
FTY TURNING LEFT FAILED TO YIELD RIGHT OF WAY	TRAFFIC	8	3	11
OPEN CONTAINER	TRAFFIC	11		11
EQUIPMENT UNAPPROVED	TRAFFIC		10	10
DROVE WRONG WAY ON ONE WAY ROADWAY	TRAFFIC	1	7	8
	NON-TRAFFIC		1	1
2ND NO PROOF OF FINANCIAL RESPONSIBILITY	TRAFFIC	8	1	9
NO SEAT BELT DRIVER	TRAFFIC	5	4	9
FAIL TO KEEP BICYCLE ON RIGHT SIDE OF ROADWAY	TRAFFIC		4	4
	NON-TRAFFIC		5	5
PUBLIC INTOXICATION	NON-TRAFFIC	6		6
	TRAFFIC	2		2
C/O-LOUD MUSIC 1ST OR 2ND OFFENSE	NON-TRAFFIC	6		6
OBSTRUCTED VIEW THROUGH WINDSHIELD	TRAFFIC		6	6
STOPPED IN PROHIBITED AREA	TRAFFIC	1	5	6
OPERATE VEHICLE/TRAILER W/OUT LICENSES PLATE	TRAFFIC		6	6
SOLICITATION BY PEDESTRIANS	NON-TRAFFIC	1	3	4
	TRAFFIC		1	1
MINOR IN POSSESSION OF ALCOHOL	TRAFFIC	4	1	5
MINOR IN POSSESSION OF TOBACCO PRODUCTS	NON-TRAFFIC	4	1	5
DISREGARD NO PASSING ZONE	TRAFFIC	2	3	5
FAIL TO REPORT CHANGE OF ADDRESS/NAME	TRAFFIC	4	1	5

ORANGE POLICE DEPARTMENT

2023 ANNUAL REPORT

Citation Offense Count

VIOLATION	TYPE OF STOP	CITATION	WARNING	TOTAL
FTY CHANGING LANES FAILED TO YIELD RIGHT OF WAY	TRAFFIC	2	3	5
ILLEGAL BACKING/UNSAFE BACKING	TRAFFIC	2	3	5
UNAUTHORIZED GLASS COATING MATERIAL	TRAFFIC	1	4	5
TURNED LEFT FROM WRONG LANE	TRAFFIC		4	4
NO SEAT BELT PASSENGER	TRAFFIC	3	1	4
NO MOTORCYCLE ENDORSEMENT	TRAFFIC	1	3	4
UNAUTHORIZED AUXILARY LIGHTING EQUIPMENT	TRAFFIC		4	4
NO STOP LAMPS	TRAFFIC	1	3	4
C/O-LITTERING/DUMPING-C/O	TRAFFIC	2		2
	NON-TRAFFIC	1		1
C/O-OPEN CONTAINER-C/O	TRAFFIC	3		3
UNSAFE SPEED	TRAFFIC	1	2	3
IMPROPER PASSING (FAIL TO PASS ON LEFT/RIGHT SAFELY	TRAFFIC	2	1	3
UNRESTRAINED CHILD UNDER TWO	TRAFFIC	3	1	4
CHILD (5-16) NOT SECURED BY SAFETY BELT	TRAFFIC	4		4
FTY YIELD INTERSECTION FAILED TO YIELD RIGHT OF W	TRAFFIC	2	1	3
CUTTING ACROSS PROPERTY	TRAFFIC		3	3
FAIL TO GIVE ONE-HALF OF ROADWAY	TRAFFIC		3	3
VIOLATE DRIVERS LICENSE RESTRICTION	TRAFFIC	2	1	3
ALLOW UNLICENSED DRIVER TO OPERATE MOTOR VEHICLE	TRAFFIC	2		2
	NON-TRAFFIC	1		1
NO REAR REFLECTORS WHEN REQUIRED	TRAFFIC		2	2
	NON-TRAFFIC		1	1
FAIL TO DISPLAY DRIVER'S LICENSE	TRAFFIC	1	2	3
WALK ON HWY W/TRAFFIC - NO SIDEWALKS	NON-TRAFFIC		3	3
THEFT UNDER \$100	TRAFFIC	2		2
	NON-TRAFFIC	1		1
STATE VIOLN-DUMPING LITTER UNDER 5 POUNDS	TRAFFIC	1		1
	NON-TRAFFIC		1	1
CLASS C CHARGES - ALL OTHERS	TRAFFIC		2	2
D/C-DISORDERLY CONDUCT	NON-TRAFFIC	2		2
C/O-UNAUTHORIZED BURNING IN CITY LIMITS	NON-TRAFFIC	2		2
C/O-CURFEW FOR MINORS	TRAFFIC	1	1	2
FAIL TO YIELD RIGHT OF WAY LEAVING HIGHWAY	TRAFFIC	2		2
TURNED RIGHT FROM WRONG LANE	TRAFFIC	1	1	2
FOLLOWING TOO CLOSE	TRAFFIC		2	2
FTY TO EMERGENCY VEHICLE FAILED TO YIELD R O W	TRAFFIC		2	2
DISREGARD FLASHING RED LIGHT	TRAFFIC	1		1
	NON-TRAFFIC		1	1
TURNED RIGHT TOO WIDE	TRAFFIC		2	2

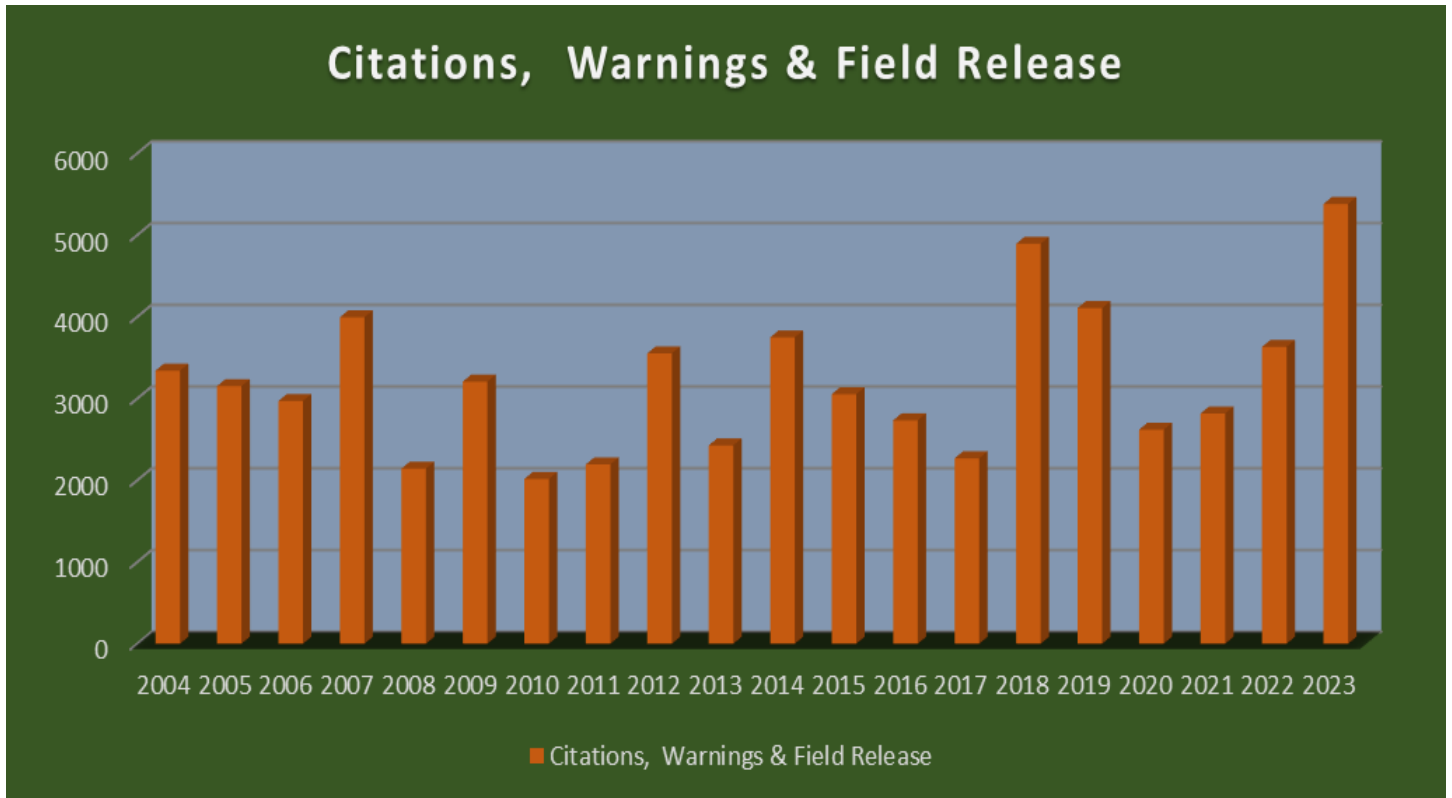
ORANGE POLICE DEPARTMENT 2023 ANNUAL REPORT

Citation Offense Count

VIOLATION	TYPE OF STOP	CITATION	WARNING	TOTAL
FAIL TO DIM HEADLIGHTS/FOLLOWING	TRAFFIC		2	2
PEDESTRIAN FAIL TO YIELD RIGHT OF WAY NOT AT CROSS	TRAFFIC	1	1	2
D/C-LOUD NOISE-DISORDERLY CONDUCT	NON-TRAFFIC	1		1
C/O-SOLICITING WITHOUT PERMIT	NON-TRAFFIC		1	1
CRIMINAL MISCHIEF/UNDER \$100	NON-TRAFFIC	1		1
C/O-FIREWORK POSSESSION IN CITY LIMITS	NON-TRAFFIC	1		1
C/O-DOG/CAT AT LARGE-C/O	NON-TRAFFIC	1		1
C/O-CAMPING IN PUBLIC AREAS	NON-TRAFFIC	1		1
C/O-LOUD MUSIC 4TH OFFENSE	NON-TRAFFIC	1		1
CUT CORNER-LEFT TURN	TRAFFIC	1		1
ILLEGAL PASS ON RIGHT	TRAFFIC	1		1
OVERTAKING/PASSING SCHOOL BUS	TRAFFIC		1	1
CHILD (8-17) 9/1/2009 NOT SECURED BY SAFETY BELT	TRAFFIC		1	1
DRIVING UNDER THE POSTED MINIMUM SPEED LIMIT	TRAFFIC		1	1
FTY OPEN INTERSECTION FAILED TO YIELD RIGHT OF WAY	TRAFFIC		1	1
FAIL TO STOP AT YIELD SIGN	NON-TRAFFIC		1	1
DISREGARD WARNING SIGNS	TRAFFIC		1	1
DISREGARD R/R CROSSING	TRAFFIC		1	1
DROVE ON WRONG SIDE-DIVIDED HIGHWAY	TRAFFIC		1	1
PASSED INSUFFICIENT CLEARANCE	TRAFFIC	1		1
NO DRIVER & apos; S LICENSE	TRAFFIC	1		1
DISREGARD POLICE OFFICER	TRAFFIC	1		1
FAIL TO STOP EMERGING FROM ALLEY, OR DRIVEWAY	TRAFFIC		1	1
OPERATE MOTORCYCLE WITHOU APPROVED HEADGEAR	TRAFFIC		1	1
DEFECTIVE EXHAUST EMISSION SYSTEM	TRAFFIC		1	1
MIRRORS REQUIRED	TRAFFIC		1	1
IMPROPER FLASHING LIGHTS	TRAFFIC		1	1
ILLEGAL LOAD EXTENTION	TRAFFIC		1	1
IMPEDING/OBSTRUCTING TRAFFIC	NON-TRAFFIC		1	1
PARKED ON A SIDEWALK	TRAFFIC	1		1
PARKED FACING TRAFFIC	TRAFFIC		1	1
PARKED WITHIN 20 FEET OF CROSSWALK OR INTERSECTION	TRAFFIC		1	1
CROSSING FIRE HOSE WITHOUT PERMISSION	TRAFFIC	1		1
CONSUMPTION OF ALCOHOL -MINOR	TRAFFIC	1		1
OPERATION OF ATV ON PUBLIC ROADWAY PROHIBITED	TRAFFIC		1	1
TOTAL CITATIONS/WARNING		1663	3860	5523

ORANGE POLICE DEPARTMENT 2023 ANNUAL REPORT

CITATIONS, WARNINGS & FIELD RELEASE



2023 Yearly Total - 5,383

Year – Total	Year - Total
2004 - 3344	2014 - 3751
2005 - 3154	2015 - 3056
2006 - 2973	2016 - 2736
2007 - 3997	2017 - 2272
2008 - 2145	2018 - 4896
2009 - 3210	2019 - 4110
2010 - 2019	2020 - 2622
2011 - 2197	2021 - 2820
2012 - 3555	2022 - 3635
2013 - 2430	2023 - 5383

ORANGE POLICE DEPARTMENT 2023 ANNUAL REPORT

DETECTIVE DIVISION YEARLY SUMMARY 2023

The Detective Division of the Orange Police Department consists of a Captain, Lieutenant, Eight Detectives, and one Clerk. Four Detectives are assigned to follow up general criminal cases and four Detectives are assigned to Narcotics/Street Crime.

MONTH	CASES ASSIGNED	CHARGES ACCEPTED BY DA	CLEARED BY OTHER MEANS *
JAN	138	57	88
FEB	102	51	56
MAR	128	57	77
APR	87	58	49
MAY	121	34	66
JUN	105	33	53
JUL	103	42	93
AUG	96	50	68
SEP	70	24	56
OCT	109	38	69
NOV	91	32	67
DEC	76	38	55
TOTAL	1,226	514	797

* Cleared by other means includes: charges dropped by victim, prosecution declined, restitution made, unfounded, referred to other jurisdiction, and insufficient evidence.

** Assigned cases may contain multiple suspects and/or charges filed.

**ORANGE POLICE DEPARTMENT
2023 ANNUAL REPORT**

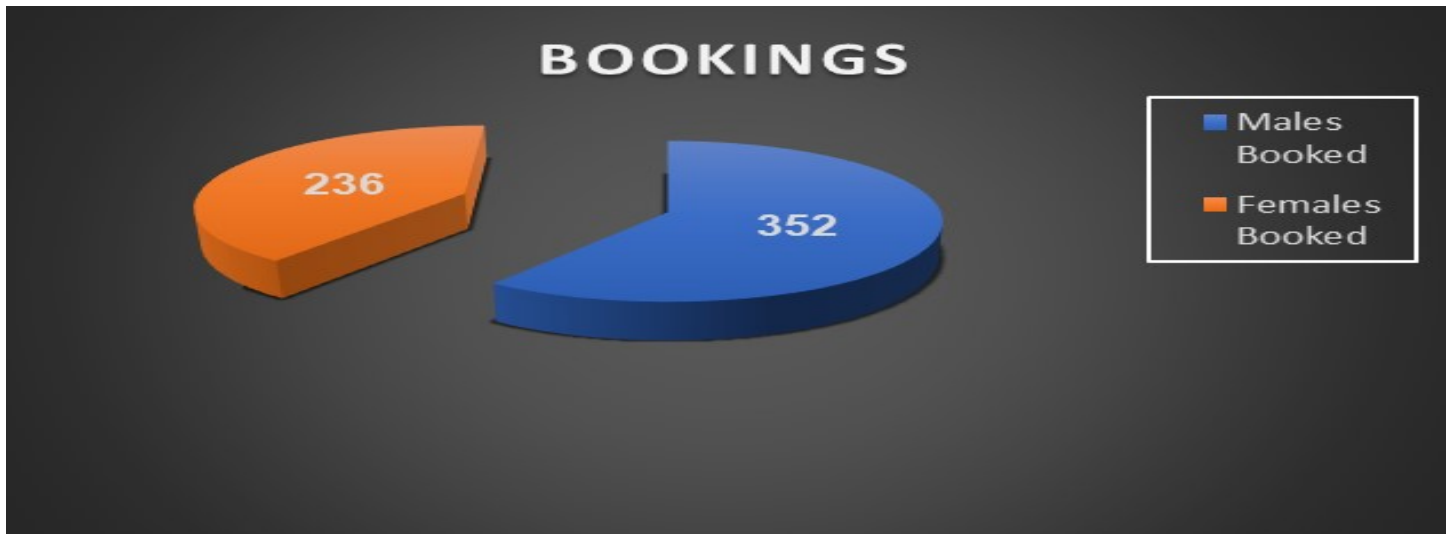
RACIAL

PROFILING

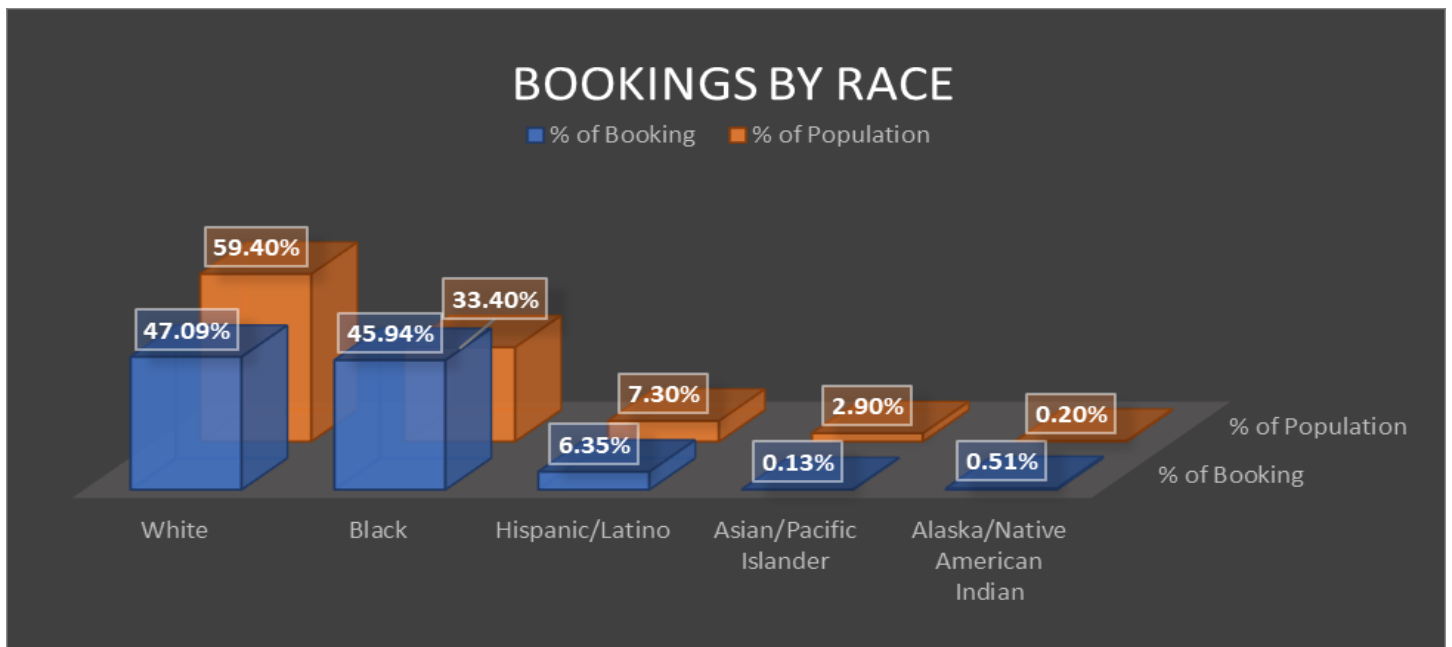
**Statistical information collected and reported pursuant to
Senate Bill 1074**

ORANGE POLICE DEPARTMENT 2023 ANNUAL REPORT

Males Booked	352	Females Booked	236
Total Booked	788	Total Charges	895



Race	White	Black	Hispanic/Latino	Asian/Pacific Islander	Alaska/Native American Indian
Number of Booked	371	362	50	1	4
Percent of Arrested	47.09%	45.94%	6.35%	.13%	.51%
Percent of Local Population	59.4%	33.4%	7.3%	2.9%	0.2%

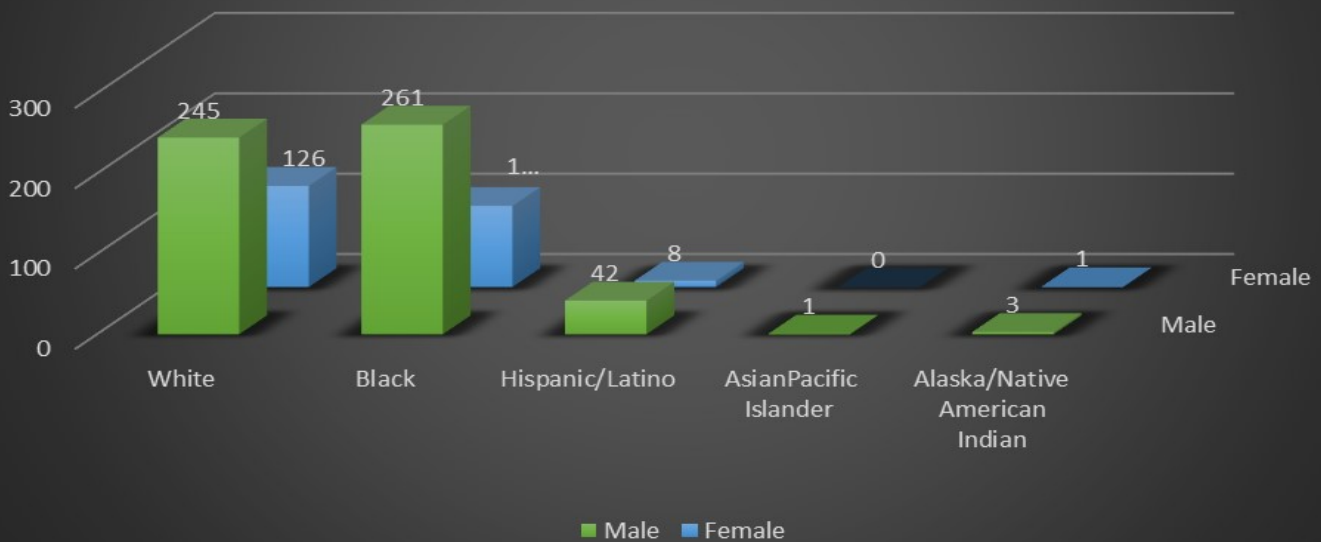


ORANGE POLICE DEPARTMENT 2023 ANNUAL REPORT

BOOKING INFORMATION

	Male	%	Female	%
<i>White</i>	245	31.10%	126	15.99%
<i>Black</i>	261	33.13%	101	12.82%
<i>Hispanic/Latino</i>	42	5.33%	8	1.02%
<i>Asian/Pacific Islander</i>	1	0.13%	0	0.00%
<i>Alaska/Native American Indian</i>	3	0.38%	1	0.13%
<i>TOTAL</i>	552	70.05%	236	29.95%

Race/Sex Breakdown



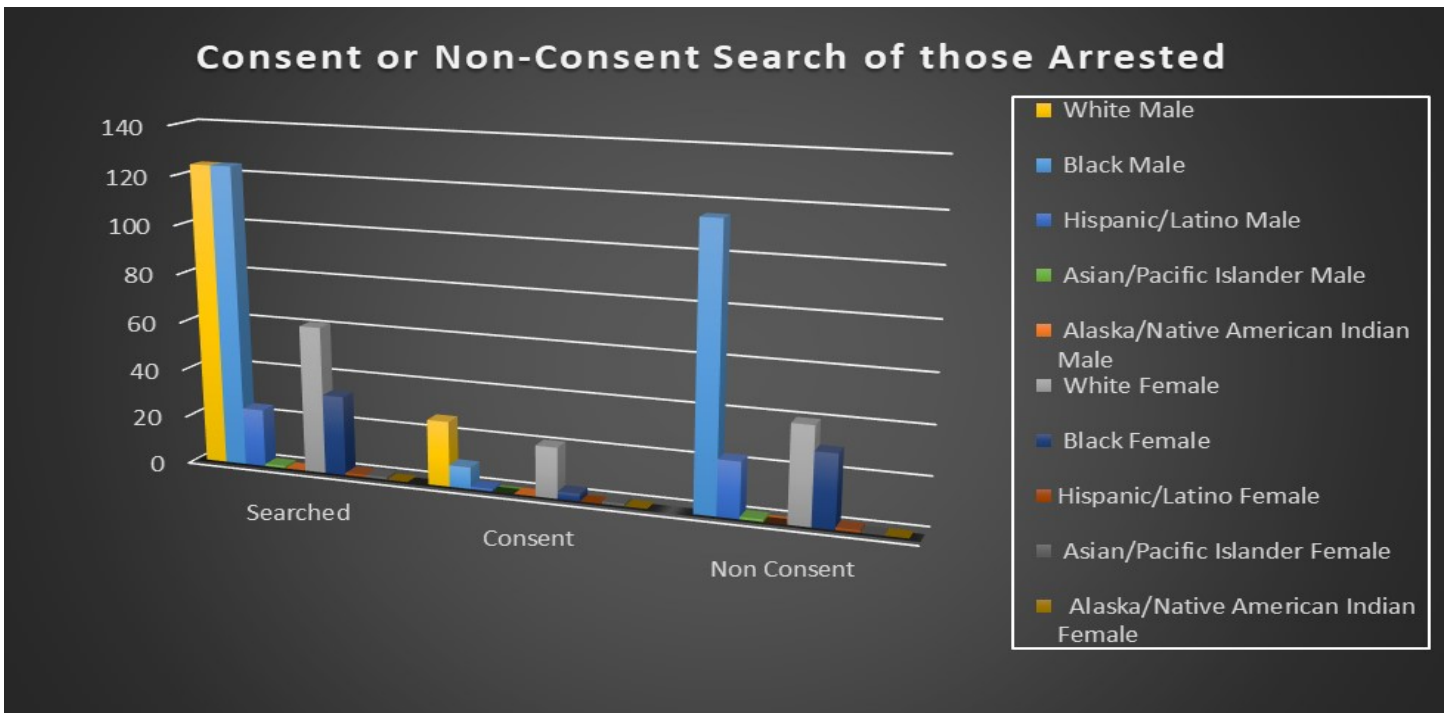
ORANGE POLICE DEPARTMENT 2023 ANNUAL REPORT

CONSENT OR NON-CONSENT SEARCH OF THOSE ARRESTED

People searched prior to arrest 369 out of 788

Of the 369 searched: 62 consented 307 were non-consent

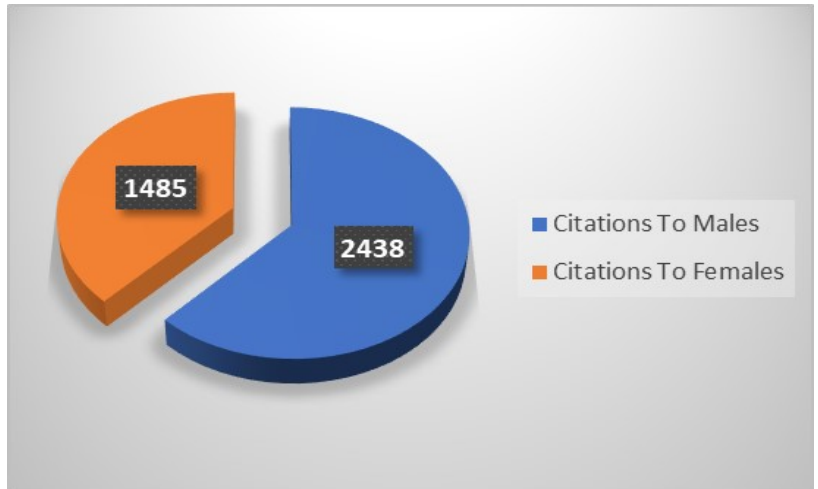
	Searched	Consent	Non Consent
<i>White Male</i>	124	27	97
<i>Black Male</i>	124	9	115
<i>Hispanic/Latino Male</i>	24	1	23
<i>Asian/Pacific Islander Male</i>	1	0	1
<i>Alaska/Native American Indian Male</i>	0	0	0
<i>White Female</i>	61	21	40
<i>Black Female</i>	33	3	30
<i>Hispanic/Latino Female</i>	1	0	1
<i>Asian/Pacific Islander Female</i>	1	1	0
<i>Alaska/Native American Indian Female</i>	0	0	0
TOTAL	369	62	307



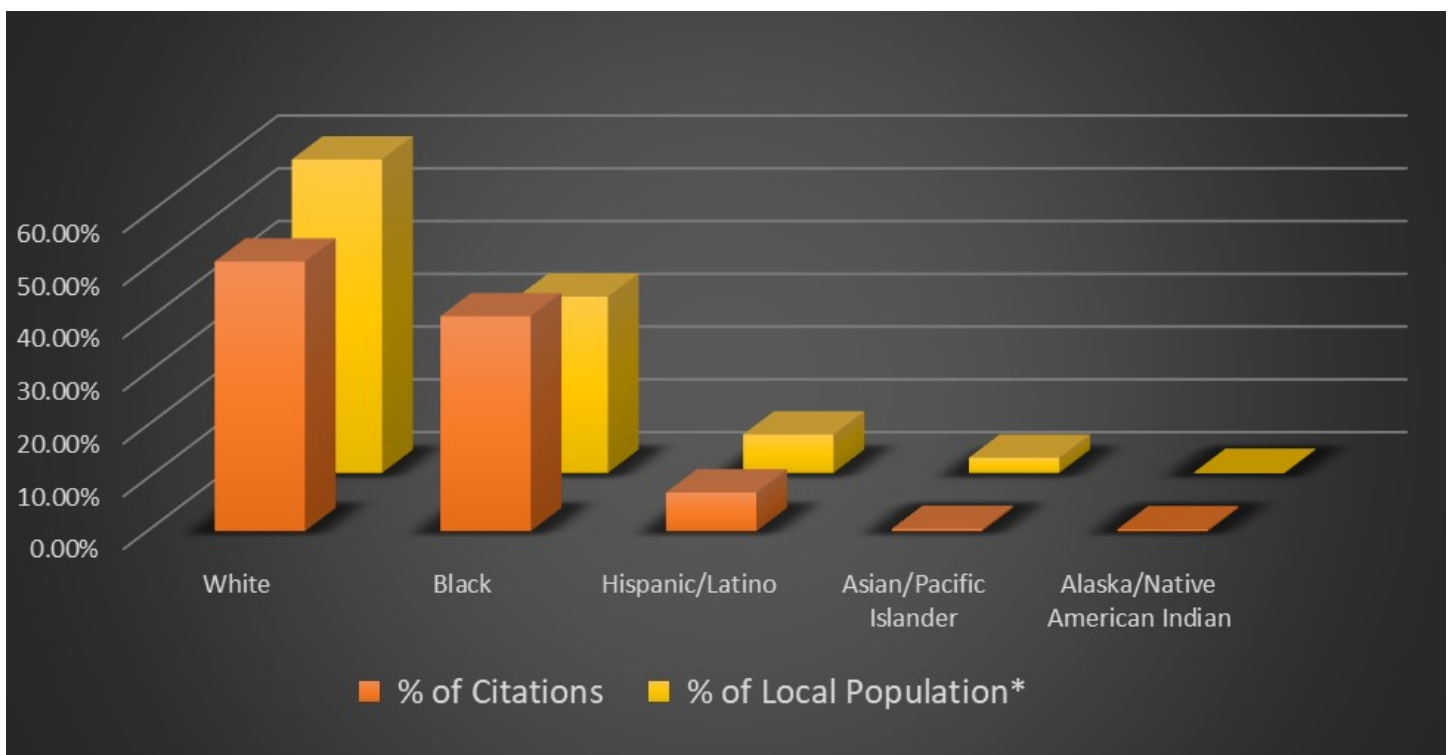
ORANGE POLICE DEPARTMENT 2023 ANNUAL REPORT

TRAFFIC CITATION INFORMATION

Citations To Males	2438
Citations To Females	1485
Total Male/Female	3923



Race	White	Black	Hispanic/Latino	Asian/Pacific Islander	Alaska/Native American Indian
Number of Citations	2004	1598	288	18	15
Percent of Citations	51.09%	40.74%	7.35%	0.46%	0.39%
Percent of Local Population	59.4%	33.4%	7.3%	2.9%	0.2%



ORANGE POLICE DEPARTMENT 2023 ANNUAL REPORT

RACIAL PROFILING REPORT 2023

01.Total Traffic Stops		
		3,923
		3,923

02. Location of Stop		
CITY STREET	93.70%	3,676
COUNTY ROAD	0.31%	12
PRIVATE PROPERTY OR OTHER	0.15%	6
STATE HIGHWAY	4.51%	177
US HIGHWAY	1.33%	52
Total	100.00 %	3,923

03. Was Race Known Prior to Stop?		
N	98.39%	3,860
Y	1.61%	63
Total	100.00 %	3,923

04. Race or Ethnicity		
ALASKA NATIVE/AMERICAN INDIAN	0.38%	15
ASIAN/PACIFIC ISLANDER	0.46%	18
BLACK	40.73%	1,598
HISPANIC/LATINO	7.34%	288
WHITE	51.08%	2,004
Total	100.00 %	3,923

05. Gender			
FEMALE	ALASKA NATIVE/AMERICAN INDIAN	0.27%	4
	ASIAN/PACIFIC ISLANDER	0.47%	7
	BLACK	40.81%	606
	HISPANIC/LATINO	4.24%	63
	WHITE	54.21%	805
		100.00 %	1,485
MALE	ALASKA NATIVE/AMERICAN INDIAN	0.45%	11
	ASIAN/PACIFIC ISLANDER	0.45%	11
	BLACK	40.69%	992
	HISPANIC/LATINO	9.23%	225
	WHITE	49.18%	1,199
		100.00 %	2,438
Total			3,923

ORANGE POLICE DEPARTMENT 2023 ANNUAL REPORT

RACIAL PROFILING REPORT 2023

06. Reason for Stop?			
MOVING TRAFFIC VIOLATION	ALASKA NATIVE/AMERICAN INDIAN	0.19%	4
	ASIAN/PACIFIC ISLANDER	0.61%	13
	BLACK	37.49%	799
	HISPANIC/LATINO	8.87%	189
	WHITE	52.84%	1,126
		100.00%	2,131
PRE EXISTING KNOWLEDGE	BLACK	10.00%	1
	HISPANIC/LATINO	20.00%	2
	WHITE	70.00%	7
		100.00%	10
VEHICLE TRAFFIC VIOLATION	ALASKA NATIVE/AMERICAN INDIAN	0.71%	10
	ASIAN/PACIFIC ISLANDER	0.35%	5
	BLACK	45.15%	638
	HISPANIC/LATINO	5.38%	76
	WHITE	48.41%	684
		100.00%	1,413
VIOLATION OF LAW	ALASKA NATIVE/AMERICAN INDIAN	0.27%	1
	BLACK	43.36%	160
	HISPANIC/LATINO	5.69%	21
	WHITE	50.68%	187
		100.00%	369
Total			3,923

07. Was a Search Conducted?			
N	ALASKA NATIVE/AMERICAN INDIAN	0.40%	15
	ASIAN/PACIFIC ISLANDER	0.47%	18
	BLACK	40.72%	1,544
	HISPANIC/LATINO	7.38%	280
	WHITE	51.03%	1,935
		100.00%	3,792
Y	BLACK	41.22%	54
	HISPANIC/LATINO	6.11%	8
	WHITE	52.67%	69
		100.00%	131
Total			3,923

ORANGE POLICE DEPARTMENT 2023 ANNUAL REPORT

RACIAL PROFILING REPORT 2023

08. Reason for Search?			
CONSENT	BLACK	35.06%	27
	HISPANIC/LATINO	3.90%	3
	WHITE	61.04%	47
		100.00%	77
CONTRABAND IN PLAIN VIEW	BLACK	36.36%	4
	HISPANIC/LATINO	9.09%	1
	WHITE	54.55%	6
		100.00%	11
INCIDENT TO ARREST	BLACK	50.00%	3
	HISPANIC/LATINO	33.33%	2
	WHITE	16.67%	1
		100.00%	6
INVENTORY	HISPANIC/LATINO	100.00%	1
		100.00%	1
NO SEARCH	ALASKA NATIVE/AMERICAN INDIAN	0.40%	15
	ASIAN/PACIFIC ISLANDER	0.47%	18
	BLACK	40.72%	1,544
	HISPANIC/LATINO	7.38%	280
	WHITE	51.03%	1,935
		100.00%	3,792
PROBABLE CAUSE	BLACK	55.56%	20
	HISPANIC/LATINO	2.78%	1
	WHITE	41.67%	15
		100.00%	36
Total			3,923

09. Was Contraband Discovered?			
N	BLACK	35.29%	24
	HISPANIC/LATINO	7.35%	5
	WHITE	57.35%	39
		100.00%	68
Y	BLACK	47.62%	30
	HISPANIC/LATINO	4.76%	3
	WHITE	47.62%	30
		100.00%	63
Total			131

ORANGE POLICE DEPARTMENT 2023 ANNUAL REPORT

RACIAL PROFILING REPORT 2023

10. Description of Contraband			
ALCOHOL	BLACK	33.33%	5
	HISPANIC/LATINO	13.33%	2
	WHITE	53.33%	8
		100.00%	15
DRUGS	BLACK	57.14%	20
	HISPANIC/LATINO	2.86%	1
	WHITE	40.00%	14
		100.00%	35
OTHER	BLACK	31.25%	5
	HISPANIC/LATINO	6.25%	1
	WHITE	62.50%	10
		100.00%	16
WEAPONS	BLACK	100.00%	2
		100.00%	2
Total			68

11. Result of the Stop			
CITATION	ALASKA NATIVE/AMERICAN INDIAN	0.54%	4
	ASIAN/PACIFIC ISLANDER	0.27%	2
	BLACK	44.55%	331
	HISPANIC/LATINO	9.15%	68
	WHITE	45.49%	338
		100.00%	743
CITATION AND ARREST	BLACK	77.78%	7
	HISPANIC/LATINO	11.11%	1
	WHITE	11.11%	1
		100.00%	9
WRITTEN WARNING	ALASKA NATIVE/AMERICAN INDIAN	0.35%	11
	ASIAN/PACIFIC ISLANDER	0.51%	16
	BLACK	39.58%	1,250
	HISPANIC/LATINO	6.93%	219
	WHITE	52.63%	1,662
		100.00%	3,158
WRITTEN WARNING AND ARREST	BLACK	76.92%	10
	WHITE	23.08%	3
		100.00%	13
Total			3,923

ORANGE POLICE DEPARTMENT 2023 ANNUAL REPORT

RACIAL PROFILING REPORT 2023

12. Arrest Based On			
OUTSTANDING WARRANT	BLACK	92.31%	12
	WHITE	7.69%	1
		100.00%	13
VIOLATION OF PENAL CODE	BLACK	50.00%	2
	WHITE	50.00%	2
		100.00%	4
VIOLATION OF TRAFFIC LAW	BLACK	60.00%	3
	HISPANIC/LATINO	20.00%	1
	WHITE	20.00%	1
		100.00%	5
Total			22

13. Was Physical Force Used?			
N	ALASKA NATIVE/AMERICAN INDIAN	0.38%	15
	ASIAN/PACIFIC ISLANDER	0.46%	18
	BLACK	40.73%	1,598
	HISPANIC/LATINO	7.34%	288
	WHITE	51.08%	2,004
		100.00%	3,923
Total			3,923

Was Arrest Due to Contraband Found?			
N	BLACK	80.00%	16
	HISPANIC/LATINO	5.00%	1
	WHITE	15.00%	3
		100.00%	20
Y	BLACK	50.00%	1
	WHITE	50.00%	1
		100.00%	2
Total			22