



2024

Orange Police Department Annual Report



ORANGE POLICE DEPARTMENT 2024 ANNUAL REPORT

Table of Contents

Uniform Crime Reporting Texas Department Of Public Safety 2024	3
Crimes Against Persons with a Report Filed 2022 - 2024	4
Calls for Service	5
Annual Report Adult Arrests — Total Charges	6
Juvenile Detention Statistics	7
Alarms	8
Citations	9 thru 11
Citations, Warnings & Field Release	12
Detective Division Yearly Summary	13
Racial Profiling 2024	14
Racial Profiling Statistics	15 thru 23

**Statistical Information Compiled and Book Published by:
Major Sparky Robinson And CIS Manager Mike Zeto**

Please Note. Texas TCOLE SB1187 Racial Profiling Report (2024) This report is based on the format provided by the Texas Commission on Law Enforcement (TCOLE), current as of Dec. 14, 2022.

Sources of data in this book was collected from the National Incident-Based Reporting System (NIBRS) Uniform Crime Reporting (UCR) and Orange Police Department Report Management System (RMS).

ORANGE POLICE DEPARTMENT 2024 ANNUAL REPORT

UNIFORM CRIME REPORTING TEXAS DEPARTMENT OF PUBLIC SAFETY 2024

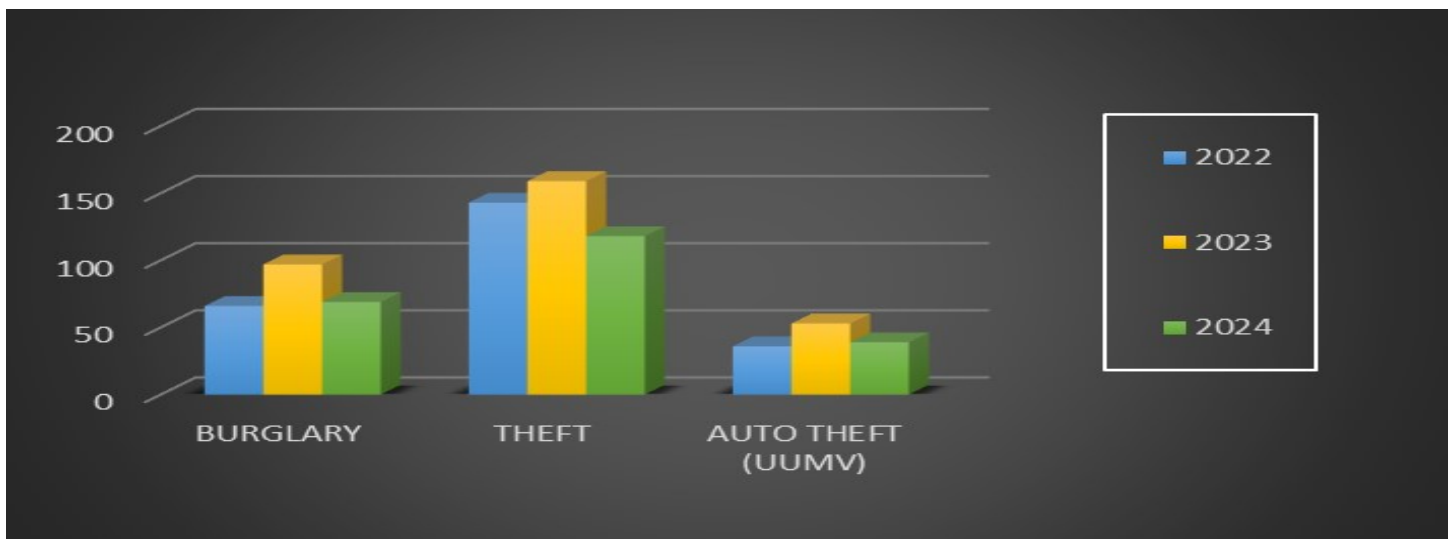
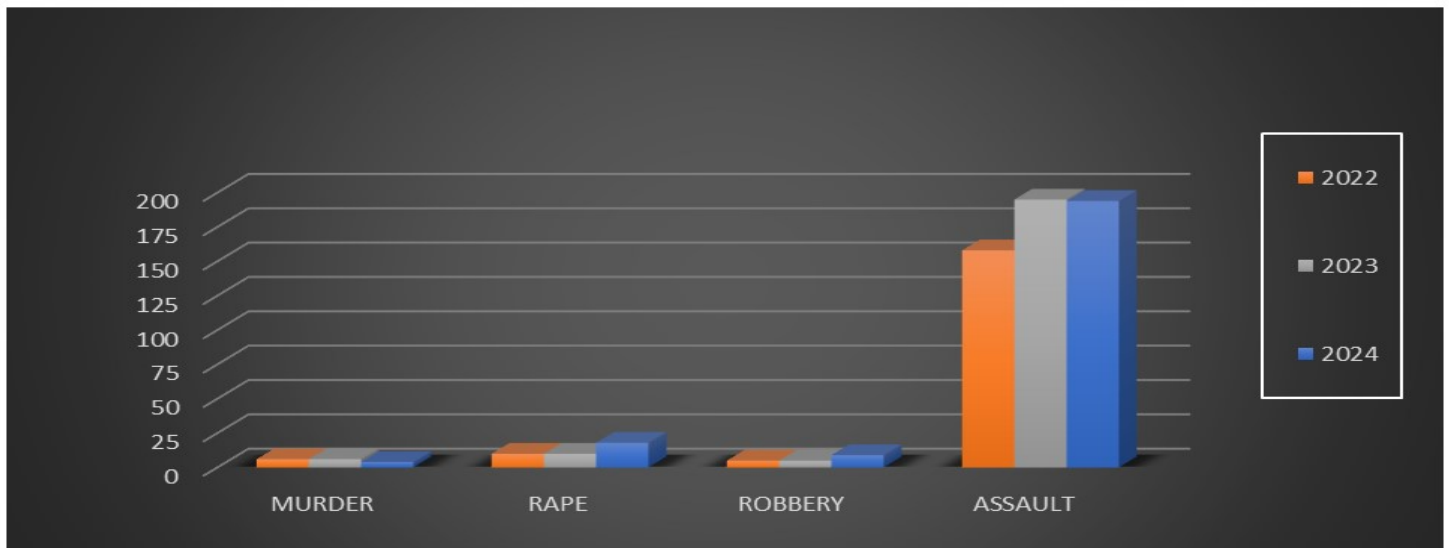
Classification of Offenses	Offenses Reported	Unfounded	Actual Offenses	Tot. Offenses Cleared	Clearances Involving Persons Under 18 Yr. of Age
Murder/Non Negligent Homicide (Total)	4	0	4	4	0
Manslaughter by Negligence (Total)	0	0	0	0	0
Rape (Total)	18	0	18	0	0
Rape	16	0	16	0	0
Attempted Rape	2	0	2	0	0
Robbery (Total)	9	0	9	1	0
Robbery - Firearm	2	0	2	0	0
Robbery - Knife or Cutting Instrument	0	0	0	0	0
Robbery - Other Dangerous Weapon	3	0	3	1	0
Robbery - Strong Arm(Hands, Fists, Feet, etc)	4	0	4	0	0
Assault(Total)	194	0	194	44	1
Assault - Knife or Cutting Instrument	14	0	14	7	1
Assault - Firearm	18	0	18	0	0
Assault - Other Dangerous Weapon	14	0	14	4	0
Assault - Strong Arm(Hands, Fists, Feet, etc)	9	0	9	1	0
Assault - Other (Simple, Not Aggravated)	139	0	139	32	0
Burglary(Total)	69	0	69	2	0
Burglary - Forcible Entry	38	0	38	0	0
Burglary - Unlawful Entry(No Force)	30	0	30	2	0
Burglary - Attempted Forcible Entry	1	0	1	0	0
Larceny(Total) - Theft(Excluding Motor Vehicles)	118	0	118	7	0
Motor Vehicle Theft(Total)	39	0	39	5	0
Motor Vehicle Theft - Autos	31	0	31	4	0
Motor Vehicle Theft - Trucks and Buses	2	0	2	0	0
Motor Vehicle Theft - Other Vehicles	6	0	6	1	0
Grand Total	451	0	451	63	1

This report reflects incidents submitted to the Texas Department of Public Safety's Uniform Crime Reporting (UCR) system as applied to your request. Agencies must submit their monthly data by the 10th of the following month. The availability of this data is dependent on local agency timely and accurate submissions, which can be impacted by local agency resource constraints, system updates, and technical issues. As data is submitted, routine data validations are applied to ensure compliance with FBI and state-level reporting guidelines. The UCR data is a 'live' collection; meaning agencies can continue to update their incident data per their investigation findings, when arrests occur, for any corrections needed, and in response to data quality checks. As such, this report is a reflection of all the data currently contained within the TXDPS UCR System at the time of inquiry for the timeframe specified. Due to the active nature of this data, this report may not match data retrieved from the system at a different time of inquiry or data produced in yearly publications. UCR data may not match crime data gathered for other purposes and/or according to different guideline/criteria.

ORANGE POLICE DEPARTMENT 2024 ANNUAL REPORT

CRIMES AGAINST PERSONS/PROPERTY WITH A REPORT FILED 2022—2024

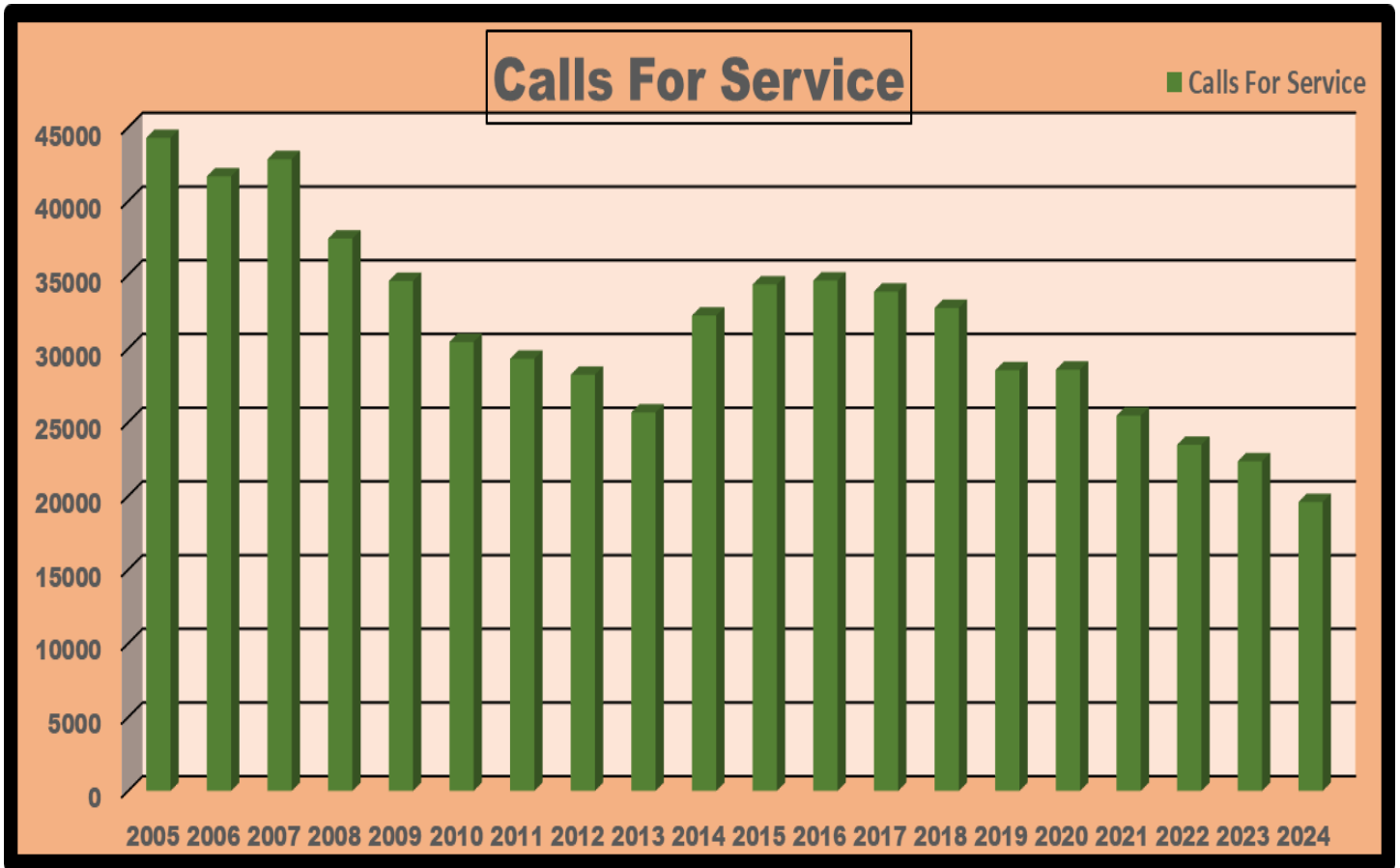
	2022	2023	2024
MURDER	6	2	4
RAPE	10	13	18
ROBBERY	5	7	9
ASSAULT	158	195	194
BUGLARY	66	97	69
THEFT	143	159	118
AUTO THEFT (UUMV)	36	53	39
TOTAL	319	526	451



*** Data collected from UCR and NIBRS ****

ORANGE POLICE DEPARTMENT 2024 ANNUAL REPORT

CALLS FOR SERVICE 2005—2024



2024 Calls for Service = 19,600

Year - Total

2005 - 44,299
2006 - 41,692
2007 - 42,859
2008 - 37,471
2009 - 34,597
2010 - 30,462
2011 - 29,314
2012 - 28,234
2013 - 25,680
2014 - 32,254

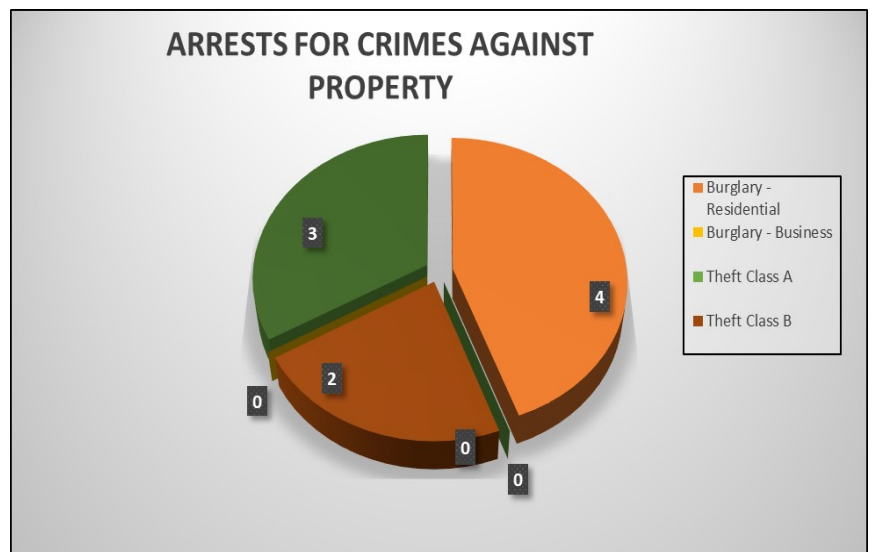
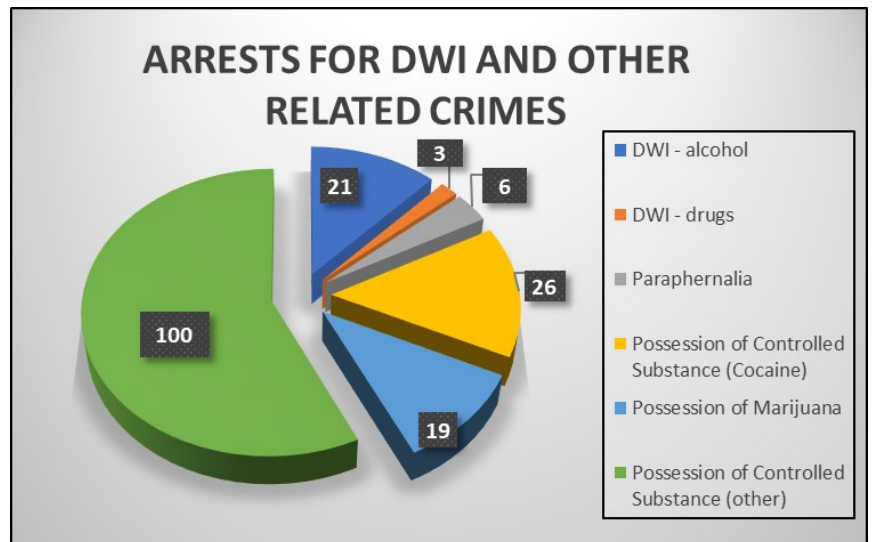
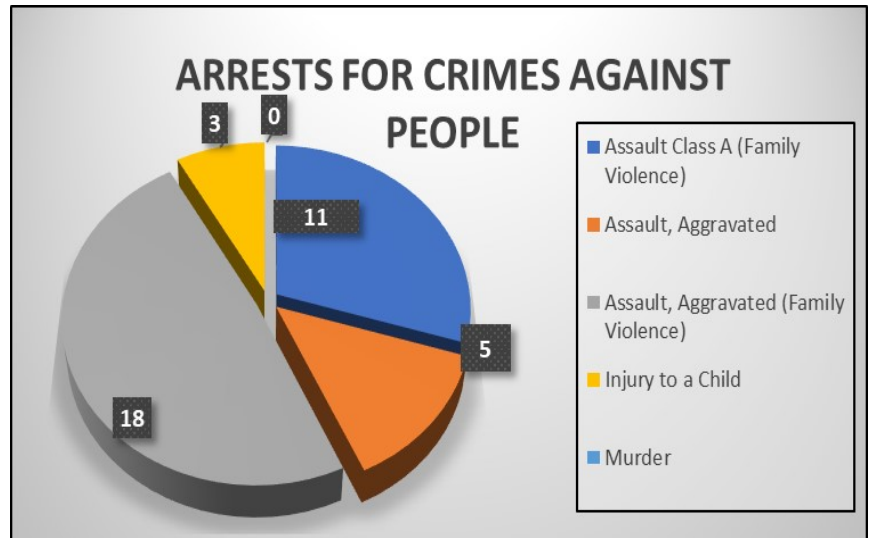
Year - Total

2015 - 34,358
2016 - 34,624
2017 - 33,875
2018 - 32,763
2019 - 28,536
2020 - 28,577
2021 - 25,459
2022 - 23,484
2023 - 22,364
2024 - 19,600

ORANGE POLICE DEPARTMENT

2024 ANNUAL REPORT ADULT ARRESTS — TOTAL CHARGES

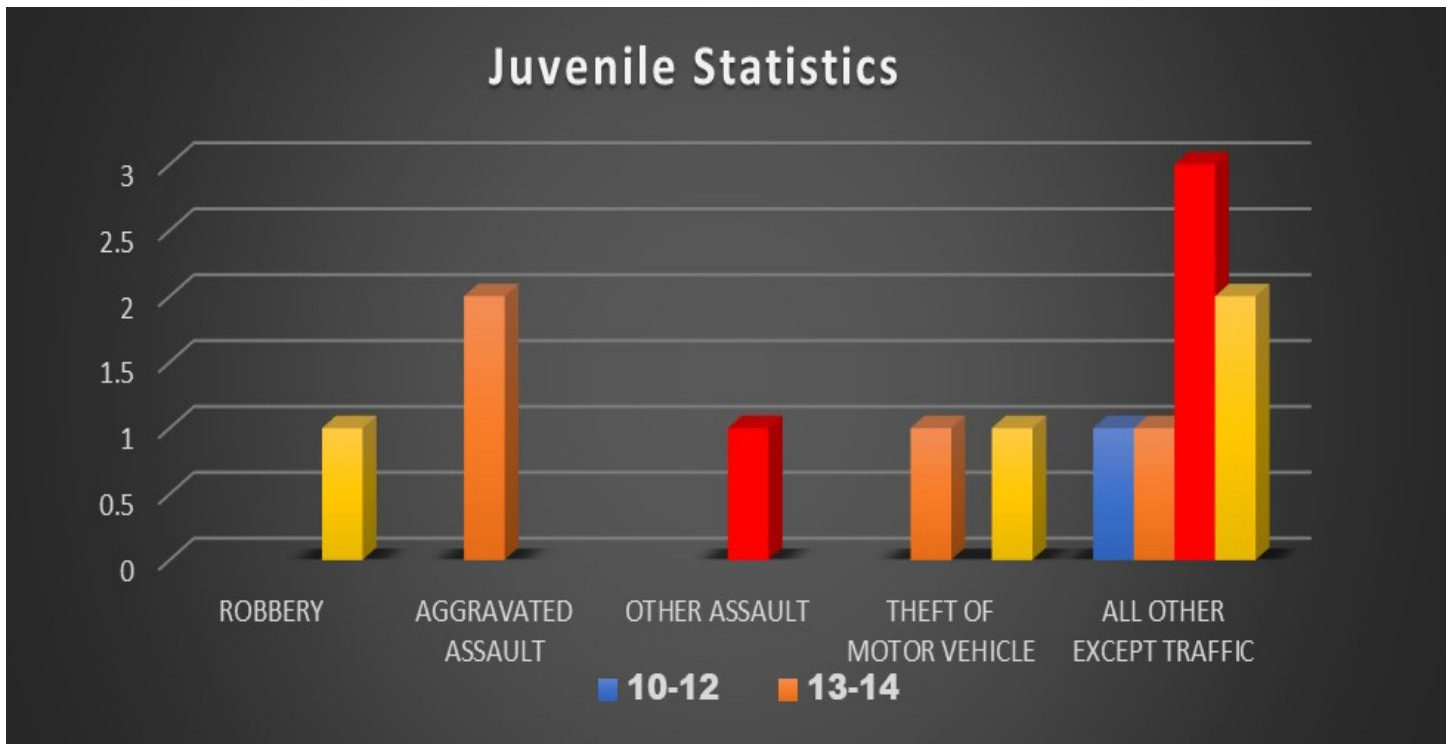
Assault Class A (Family Violence)	11
Assault Class C	2
Assault, Aggravated	5
Assault, Aggravated (Family Violence)	18
Burglary - Residential	4
Burglary - Business	0
Burglary - Vehicle	2
City Ordinance, Open Container	4
Criminal Mischief	1
Criminal Trespass	16
Disorderly Conduct	5
DWI - alcohol	21
DWI - drugs	3
Evading Detention	19
Fail to ID to Police Officer	15
Forgery	0
Injury to a Child	3
Injury to an Elderly Person	0
Murder	0
No Liability Insurance	5
Paraphernalia	6
Possession of Controlled Substance (Cocaine)	26
Possession of Controlled Substance (other)	100
Possession of Marijuana	19
Public Intoxication	62
Retaliation	1
Robbery	1
Theft, State Jail Felony	3
Theft Class A	0
Theft Class B	2
Theft Class C	0
Unauthorized Use of Vehicle	6
Unlawfully Carrying of a Weapon	14
Warrant Municipal Court Orange	108
Warrants, All Other	294
Traffic Arrest	29
All other Criminal	87
Total	892



ORANGE POLICE DEPARTMENT 2024 ANNUAL REPORT

JUVENILE DETENTION STATISTICS

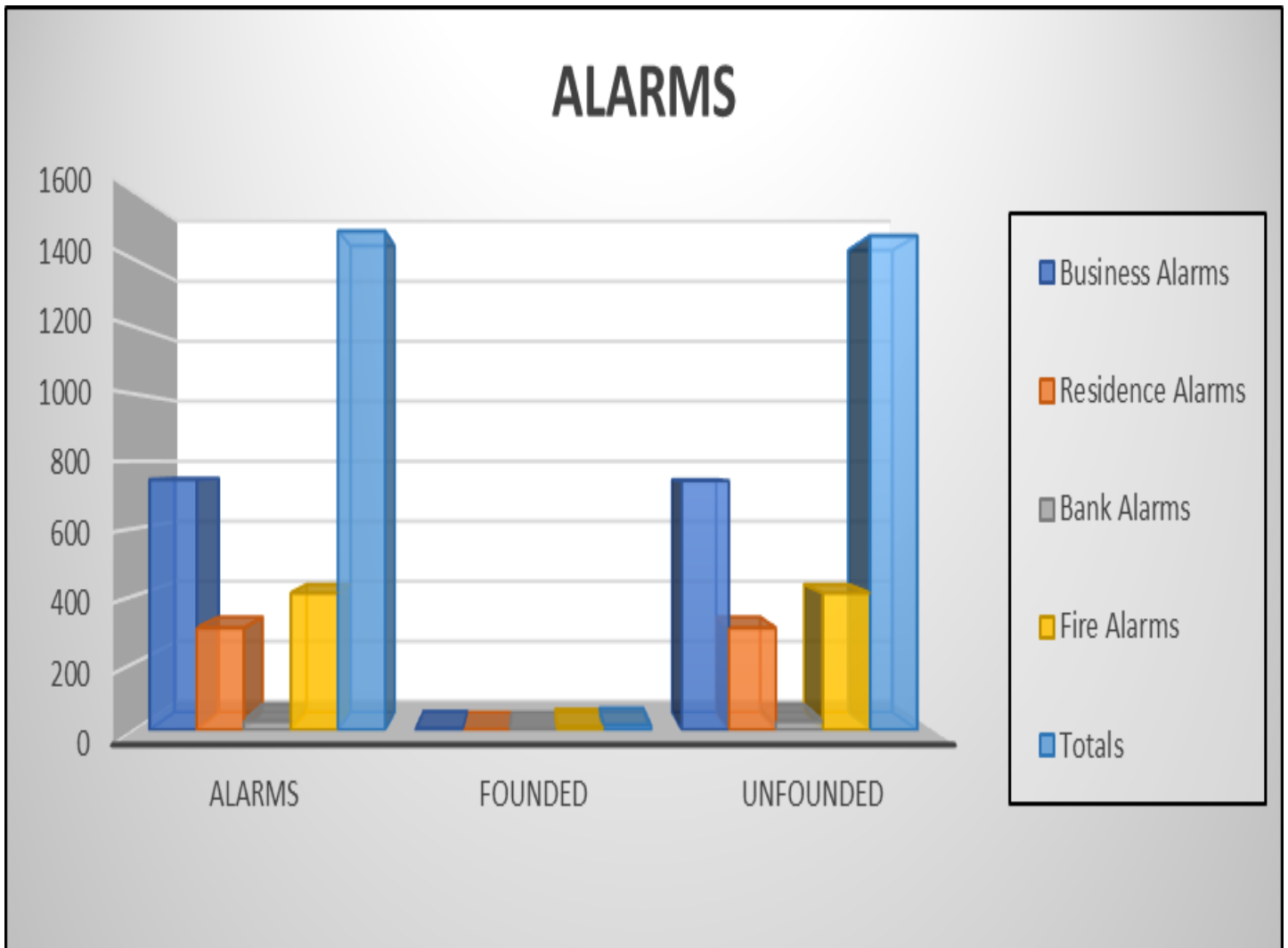
Age Group	10/12	13/14	15	16	TOTALS
ROBBERY				1	1
AGGRAVATED ASSAULT		2			2
OTHER ASSAULT			1		1
BURGLARY					
THEFT					
THEFT MOTOR VEHICLE		1		1	2
VANDALISM					
POSSESSION OF DRUGS					
POSS OF MARIJUANA					
PUBLIC INTOXICATION					
DUI					
DISORDERLY CONDUCT					
ALL OTHER EXCEPT TRAFFIC	1	1	3	2	7
RUNAWAYS					
TOTALS	1	4	4	4	13



ORANGE POLICE DEPARTMENT 2024 ANNUAL REPORT

ALARMS

Alarm Type	ALARMS	FOUNDED	UNFOUNDED	% UNFOUNDED
Business Alarms	746	4	742	99.47%
Residence Alarms	304	0	304	100%
Bank Alarms	27	0	27	100%
Fire Alarms	408	10	398	97.55%
Totals	1485	14	1471	99.06%



ORANGE POLICE DEPARTMENT

2024 ANNUAL REPORT

Citation Offense Count

VIOLATION	TYPE OF STOP	CITATION	WARNING	TOTAL
DISPLAY EXPIRED LICENSE PLATES	TRAFFIC	153	273	426
DEFECTIVE STOP LAMPS	TRAFFIC	43	301	344
SPEEDING 10% OVER POSTED LIMIT	TRAFFIC	77	227	304
FAIL TO MAINTAIN FINANCIAL RESPONSIBILITY	TRAFFIC	234	41	275
NO DRIVER'S LICENSE	TRAFFIC	161	58	219
HEADLAMPS WHEN REQUIRED	TRAFFIC	20	198	218
UNREGISTERED MOTOR VEHICLE	TRAFFIC	66	86	152
FAIL TO SIGNAL TURN	TRAFFIC	15	108	123
IMPROPER TURN	TRAFFIC	19	102	121
DEFECTIVE TAIL LAMPS	TRAFFIC	8	98	106
NO LICENSE PLATE LIGHTS	TRAFFIC	23	83	106
FAIL TO SIGNAL LANE CHANGE	TRAFFIC	10	89	99
DRIVING WHILE LICENSE INVALID	TRAFFIC	61	29	90
DISPLAY OBSCURED LICENSE PLATES	TRAFFIC	16	73	89
FAIL TO STOP AT STOP SIGN	TRAFFIC	18	68	86
RAN STOP SIGN	TRAFFIC	20	62	82
Less Than 2 Plates or Reg Insignia Doesn't Match	TRAFFIC	16	62	78
FAIL TO CONTROL SPEED	TRAFFIC	36	35	71
RAN RED LIGHT	TRAFFIC	29	39	68
IMPROPER OR UNSAFE LANE CHANGE	TRAFFIC	11	51	62
FAIL TO DRIVE IN SINGLE MARKED LANE	TRAFFIC	11	42	53
FAIL TO STOP AT PROPER PLACE (NOT INTERSECTION)	TRAFFIC	4	46	50
IMPROPERLY DISPLAYED FRONT/REAR PLATES	TRAFFIC	12	35	47
FAIL TO YIELD RIGHT OF WAY AT INTERSECTION	TRAFFIC	32	13	45
DISPLAY WHITE LIGHT TO REAR	TRAFFIC	11	34	45
DROVE WITHOUT LIGHTS WHEN REQUIRED	TRAFFIC	13	32	45
DROVE ON WRONG SIDE OF ROADWAY	TRAFFIC	5	30	35
FAIL TO STOP/TRAFFIC LIGHT	TRAFFIC	9	26	35
DISPLAY FICTITIOUS PLATES	TRAFFIC	11	19	30
FAILED TO DIM HEADLIGHTS/MEETING	TRAFFIC	5	22	27
FAIL TO YIELD RIGHT OF WAY LEAVING (DRIVE, BLDG, ALLY	TRAFFIC	16	8	24
SAFETY EQUIPMENT ON BICYCLE	TRAFFIC		24	24
EXPIRED OPERATOR LICENSE	TRAFFIC	11	12	23
DISREGARD TRAFFIC CONTROL DEVICE	TRAFFIC	4	18	22
NO SEAT BELT DRIVER	TRAFFIC	9	9	18
DROVE WRONG WAY ON ONE WAY ROADWAY	TRAFFIC	3	14	17
NO TAIL LAMPS	TRAFFIC	3	14	17
UNRESTRAINED CHILD UNDER FIVE OR UNDER 36 INCHES	TRAFFIC	15		15
VIOLATE DRIVERS LICENSE RESTRICTION	TRAFFIC	11	3	14
DRUG PARAPHERNALIA	TRAFFIC	11	2	13

ORANGE POLICE DEPARTMENT

2024 ANNUAL REPORT

Citation Offense Count

VIOLATION	TYPE OF STOP	CITATION	WARNING	TOTAL
OPEN CONTAINER	TRAFFIC	11	2	13
DROVE IN CENTER LANE NOT TURNING LEFT	TRAFFIC		11	11
OPERATE VEHICLE/TRAILER W/OUT LICENSES PLATE	TRAFFIC	1	8	9
DISREGARD NO PASSING ZONE	TRAFFIC	2	6	8
TURNED WHEN UNSAFE	TRAFFIC	3	5	8
OBSTRUCTED VIEW THROUGH WINDSHIELD	TRAFFIC	5	3	8
ILLEGAL BACKING/UNSAFE BACKING	TRAFFIC	3	5	8
PEDESTRIAN WALK ON WRONG SIDE OF ROADWAY	TRAFFIC		8	8
FOLLOWING TOO CLOSE	TRAFFIC	2	5	7
CHILD (5-16) NOT SECURED BY SAFETY BELT	TRAFFIC	8		8
FAIL TO SIGNAL FOR STOP	TRAFFIC	1	6	7
DEFECTIVE BRAKES	TRAFFIC	1	6	7
UNAUTHORIZED GLASS COATING MATERIAL	TRAFFIC	5	2	7
FAIL TO DIM HEADLIGHTS/FOLLOWING	TRAFFIC	1	5	6
UNSAFE SPEED	TRAFFIC	3	2	5
IMPROPER PASSING (FAIL TO PASS ON LEFT/RIGHT SAFELY	TRAFFIC	3	2	5
2ND NO PROOF OF FINANCIAL RESPONSIBILITY	TRAFFIC	4	1	5
NO SEAT BELT PASSENGER	TRAFFIC	4	1	5
FTY TURNING LEFT FAILED TO YIELD RIGHT OF WAY	TRAFFIC	3	2	5
FAIL TO REPORT CHANGE OF ADDRESS/NAME	TRAFFIC	3	2	5
NO STOP LAMPS	TRAFFIC		4	4
FAIL TO DISPLAY DRIVER'S LICENSE	TRAFFIC	4		4
DISPLAYED SUSPENDED DRIVERS LICENSE	TRAFFIC	3	1	4
FAIL TO YIELD RIGHT OF WAY LEAVING HIGHWAY	TRAFFIC	3		3
TURNED LEFT FROM WRONG LANE	TRAFFIC	2	1	3
UNRESTRAINED CHILD UNDER TWO	TRAFFIC	3		3
FTY YIELD INTERSECTION FAILED TO YIELD RIGHT OF W	TRAFFIC		3	3
FAIL TO GIVE ONE-HALF OF ROADWAY	TRAFFIC		3	3
WRONG COLOR LICENSE PLATE LIGHT	TRAFFIC		3	3
Passing Emergency Vehicles	TRAFFIC	2	1	3
FTY CHANGING LANES FAILED TO YIELD RIGHT OF WAY	TRAFFIC	1	2	3
WALKED IN STREET WHERE A SIDEWALK IS PROVIDED	TRAFFIC	2	1	3
UNSECURED LOAD	TRAFFIC	1	2	3
STATE VIOLN-DUMPING LITTER UNDER 5 POUNDS	TRAFFIC	1	1	2
FAIL TO IDENTIFY	TRAFFIC	2		2
C/O-LITTERING/DUMPING-C/O	TRAFFIC	1	1	2
MINOR IN POSSESSION OF TOBACCO PRODUCTS	TRAFFIC	1	1	2
TRESSPASSING IN CITY PARK	TRAFFIC		2	2
CUT CORNER-LEFT TURN	TRAFFIC		2	2
OVERTAKING/PASSING SCHOOL BUS	TRAFFIC	1	1	2

ORANGE POLICE DEPARTMENT

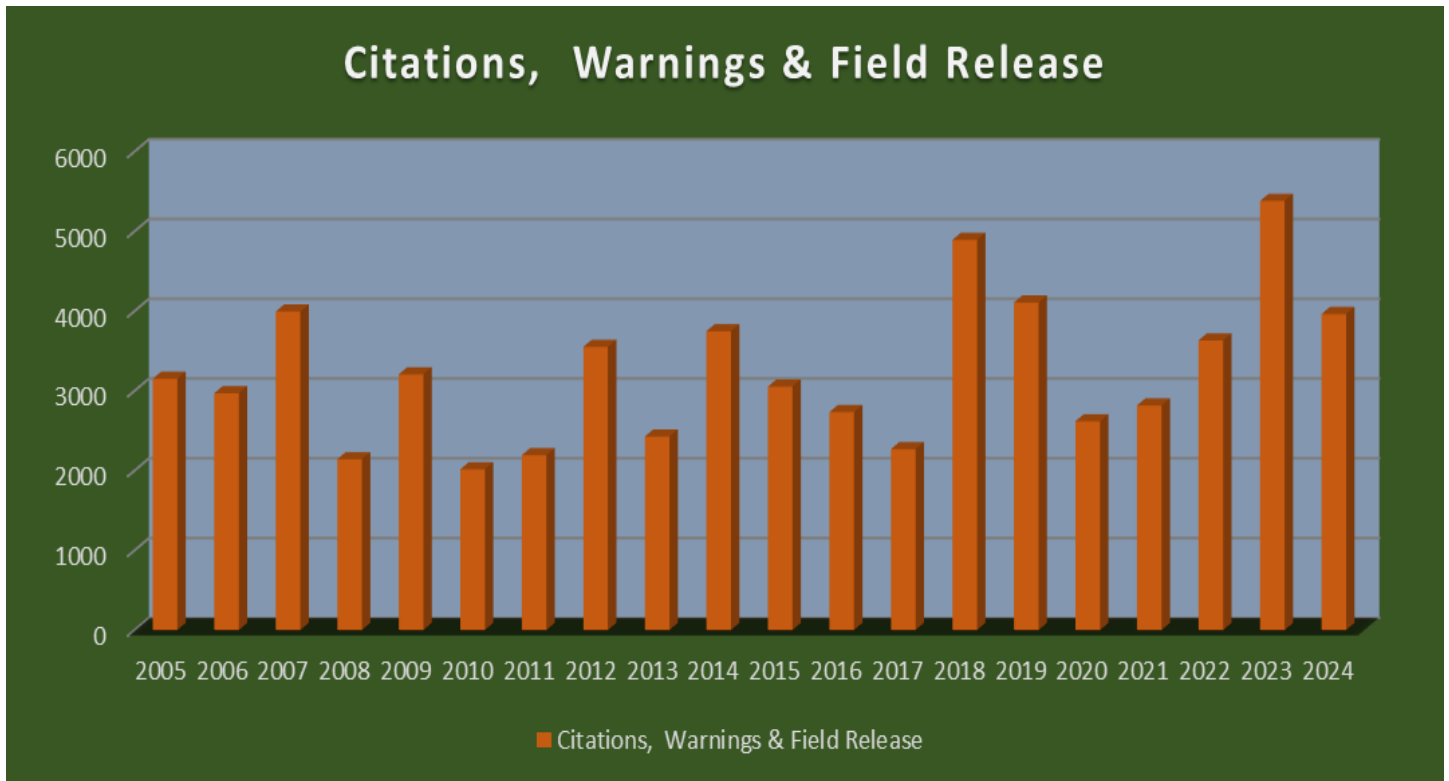
2024 ANNUAL REPORT

Citation Offense Count

VIOLATION	TYPE OF STOP	CITATION	WARNING	TOTAL
FTY OPEN INTERSECTION FAILED TO YIELD RIGHT OF WAY	TRAFFIC		2	2
DISREGARD POLICE OFFICER	TRAFFIC	1	1	2
RECKLESS DRIVING	TRAFFIC	1	1	2
DEFECTIVE TURN SIGNAL LAMPS	TRAFFIC	1	1	2
NO REAR REFLECTORS WHEN REQUIRED	TRAFFIC		2	2
DISPLAY FICTITIOUS DRIVER'S LICENSE	TRAFFIC		2	2
FTY TURNING ON RED SIGNAL FAILED TO YIELD R O W	TRAFFIC		2	2
DRIVING ON IMPROVED SHOULDER	TRAFFIC		2	2
UNAUTHORIZED VEHICLES	TRAFFIC	2		2
PARKING VIOLATION - HANDICAP	TRAFFIC	1		1
	PARKING	1		1
OPERATION OF ATV ON PUBLIC ROADWAY PROHIBITED	TRAFFIC		2	2
TOBACCO - POSSESSION OF TOBACCO PRODUCT BY A MINOR	TRAFFIC	1		1
C/O NOISE MAXIMUM PERMISSABLE	TRAFFIC	1		1
MINOR IN POSSESSION OF ALCOHOL	TRAFFIC		1	1
C/O-LOUD MUSIC 1ST OR 2ND OFFENSE	TRAFFIC		1	1
C/O-CURFEW FOR MINORS	TRAFFIC	1		1
ILLEGAL PASS ON RIGHT	TRAFFIC	1		1
DROVE ACROSS PHYSICAL BARRIER, DIVIDING SECTION/SP	TRAFFIC		1	1
OPERATE VEHICLE WITH CHILD IN BED OF TRUCK	TRAFFIC	1		1
DRIVING UNDER THE POSTED MINIMUM SPEED LIMIT	TRAFFIC		1	1
FTY TO EMERGENCY VEHICLE FAILED TO YIELD R O W	TRAFFIC	1		1
DISREGARD FLASHING RED LIGHT	TRAFFIC	1		1
CUTTING ACROSS PROPERTY	TRAFFIC		1	1
DROVE ON WRONG SIDE-DIVIDED HIGHWAY	TRAFFIC		1	1
PASSING WITHIN 100 FEET OF INTERSECTION	TRAFFIC		1	1
UNAUTHORIZED AUXILARY LIGHTING EQUIPMENT	TRAFFIC		1	1
NO FLAG ON PROJECTING LOAD	TRAFFIC		1	1
MIRRORS REQUIRED	TRAFFIC		1	1
FAIL TO REPORT NAME CHANGE ON DRIVERS LICENSE	TRAFFIC	1		1
IMPROPER FLASHING LIGHTS	TRAFFIC	1		1
ACCIDENT	TRAFFIC	1		1
IMPEDING/OBSTRUCTING TRAFFIC	TRAFFIC	1		1
FAIL TO KEEP BICYCLE ON RIGHT SIDE OF ROADWAY	TRAFFIC		1	1
CROSSING FIRE HOSE WITHOUT PERMISSION	TRAFFIC	1		1
EQUIPMENT UNAPPROVED	TRAFFIC		1	1
PARKED IN FIRE LANE	TRAFFIC		1	1
TOTAL CITATIONS		1341	2625	3966

ORANGE POLICE DEPARTMENT 2024 ANNUAL REPORT

CITATIONS, WARNINGS & FIELD RELEASE



2024 Yearly Total - 3,966

Year – Total	Year - Total
2005 - 3154	2015 - 3056
2006 - 2973	2016 - 2736
2007 - 3997	2017 - 2272
2008 - 2145	2018 - 4896
2009 - 3210	2019 - 4110
2010 - 2019	2020 - 2622
2011 - 2197	2021 - 2820
2012 - 3555	2022 - 3635
2013 - 2430	2023 - 5383
2014 - 3751	2024 - 3966

ORANGE POLICE DEPARTMENT 2024 ANNUAL REPORT

DETECTIVE DIVISION YEARLY SUMMARY 2024

The Detective Division of the Orange Police Department consists of a Captain, Lieutenant, Eight Detectives, and one Clerk. Four Detectives are assigned to follow up general criminal cases and four Detectives are assigned to Narcotics/Street Crime.

MONTH	CASES ASSIGNED	CHARGES ACCEPTED BY DA	CLEARED BY OTHER MEANS *
JAN	101	47	81
FEB	88	48	53
MAR	80	31	52
APR	97	29	55
MAY	91	20	55
JUN	97	40	65
JUL	79	24	65
AUG	93	35	44
SEP	64	28	43
OCT	90	16	62
NOV	86	17	47
DEC	103	25	77
TOTAL	1069	360	699

* Cleared by other means includes: charges dropped by victim, prosecution declined, restitution made, unfounded, referred to other jurisdiction, and insufficient evidence.

** Assigned cases may contain multiple suspects and/or charges filed.

**ORANGE POLICE DEPARTMENT
2024 ANNUAL REPORT**

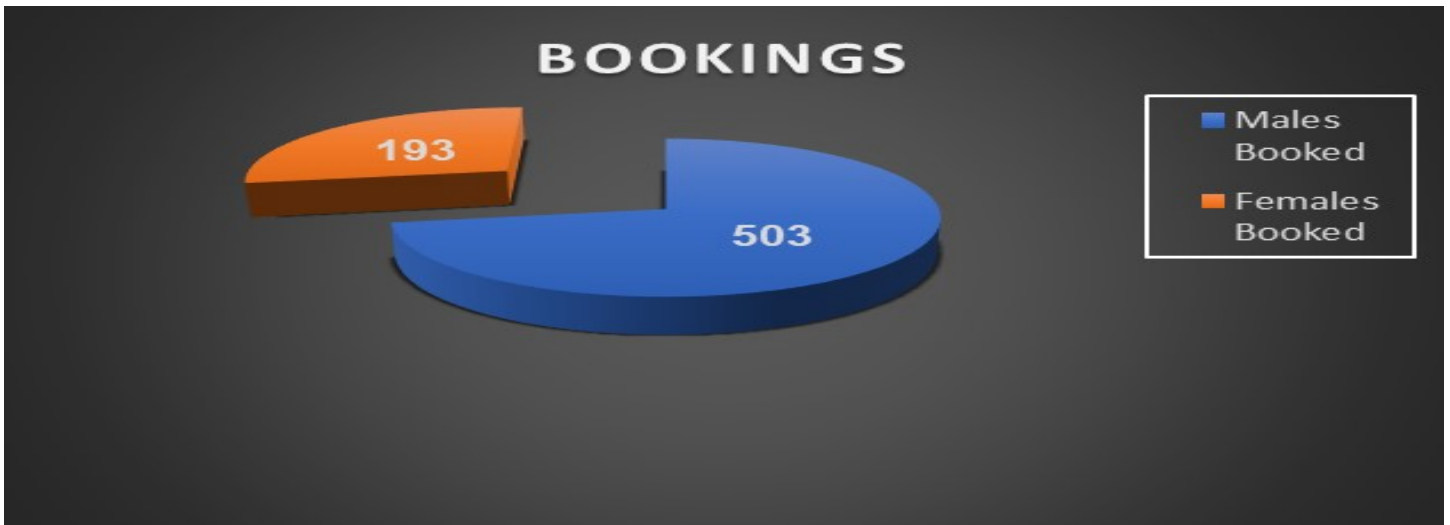
RACIAL

PROFILING

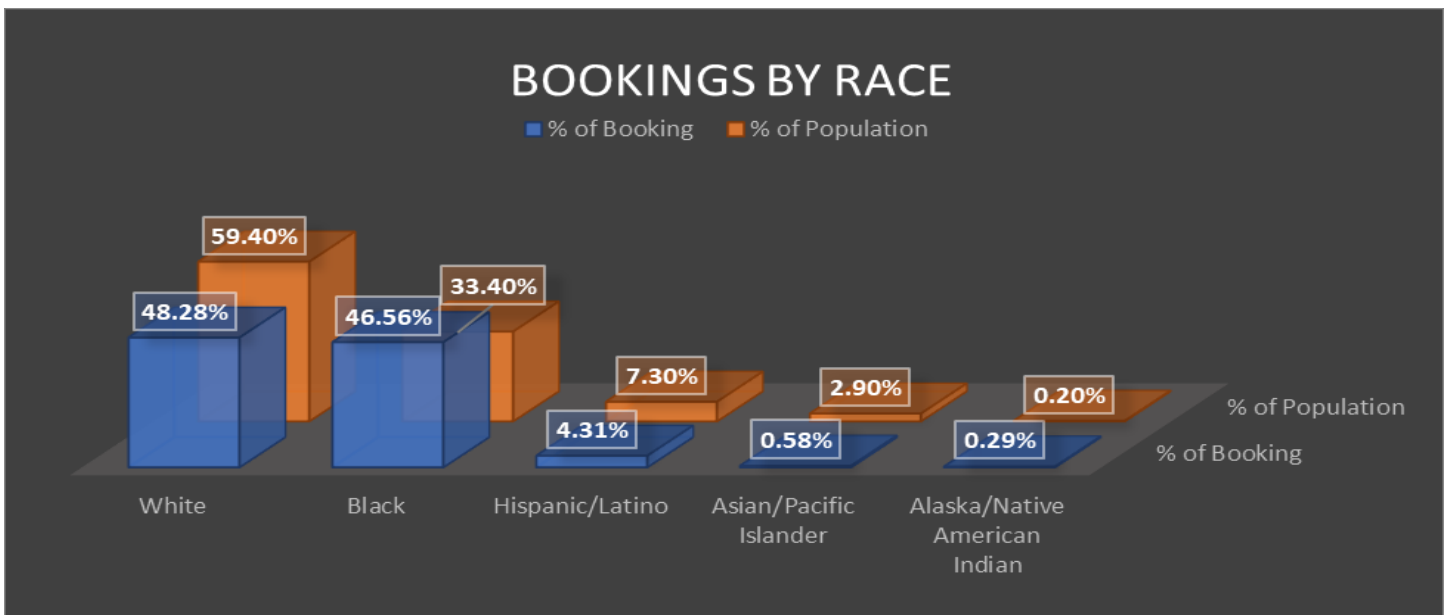
**Statistical information collected and reported pursuant to
Senate Bill 1074**

ORANGE POLICE DEPARTMENT 2024 ANNUAL REPORT

Males Booked	503	Females Booked	193
Total Booked	696	Total Charges	892



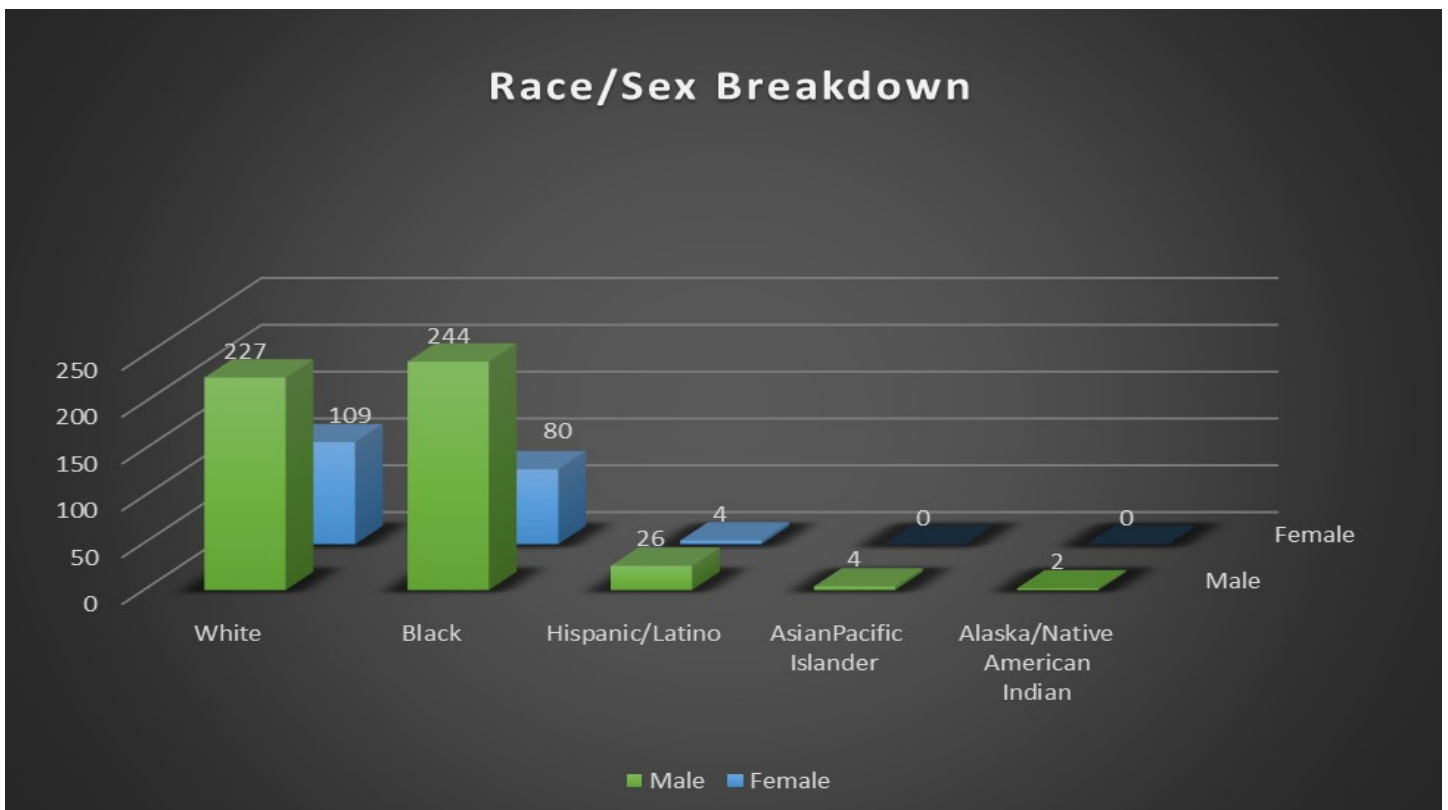
Race	White	Black	Hispanic/Latino	Asian/Pacific Islander	Alaska/Native American Indian
Number of Booked	336	324	30	4	2
Percent of Arrested	48.28%	46.56%	4.31%	.58%	.29%
Percent of Local Population	59.4%	33.4%	7.3%	2.9%	0.2%



ORANGE POLICE DEPARTMENT 2024 ANNUAL REPORT

BOOKING INFORMATION

	Male	%	Female	%
<i>White</i>	227	32.62%	109	15.66%
<i>Black</i>	244	35.06	80	11.50%
<i>Hispanic/Latino</i>	26	3.74%	4	.58%
<i>Asian/Pacific Islander</i>	4	.58%	0	0.00%
<i>Alaska/Native American Indian</i>	2	.29%	0	0.00%
<i>TOTAL</i>	503	72.27%	193	27.73%



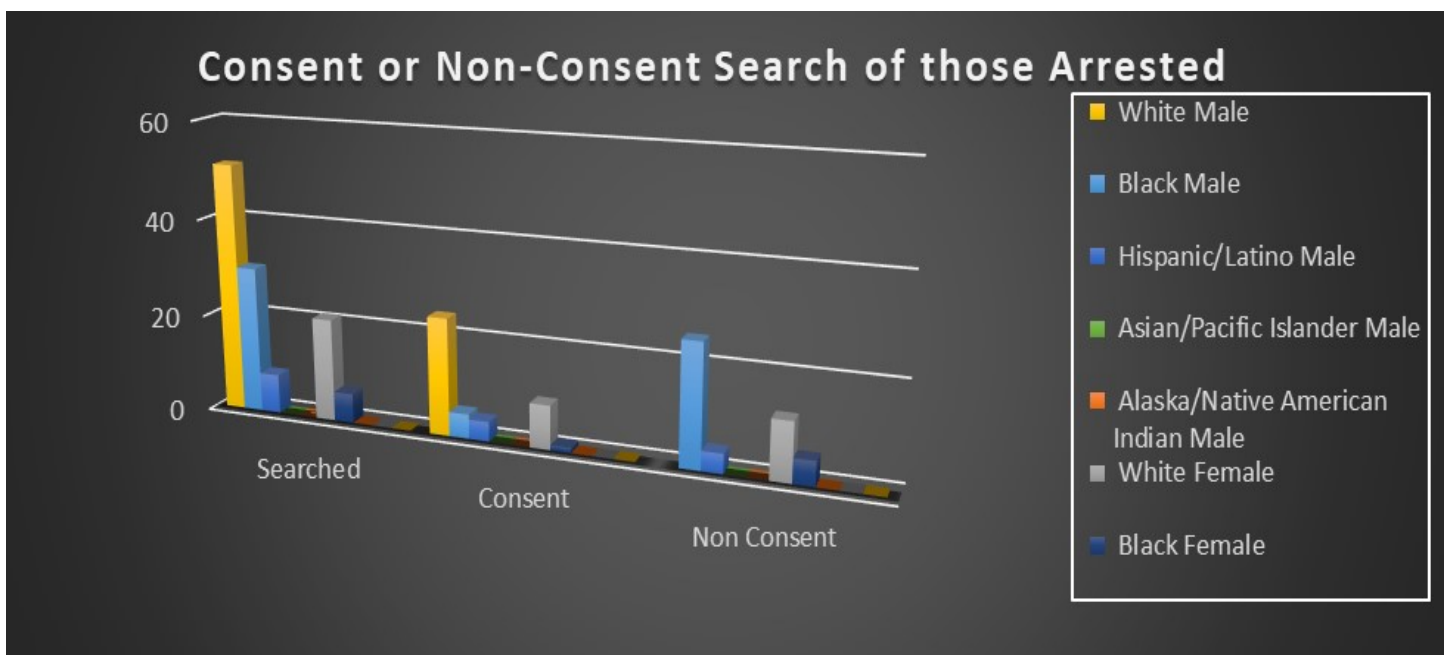
ORANGE POLICE DEPARTMENT 2024 ANNUAL REPORT

CONSENT OR NON-CONSENT SEARCH OF THOSE ARRESTED

People searched prior to arrest 116 out of 696

Of the 116 searched: 43 consented 73 were non-consent

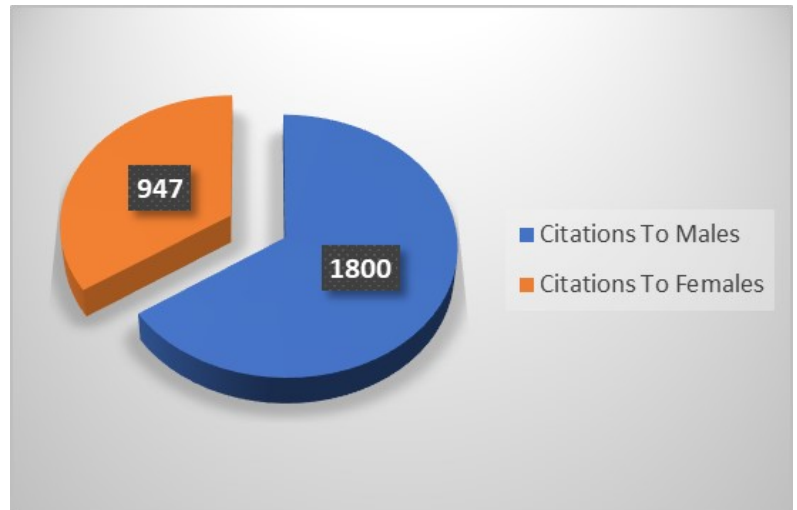
	Searched	Consent	Non Consent
<i>White Male</i>	51	24	27
<i>Black Male</i>	30	5	25
<i>Hispanic/Latino Male</i>	8	4	4
<i>Asian/Pacific Islander Male</i>	0	0	0
<i>Alaska/Native American Indian Male</i>	0	0	0
<i>White Female</i>	21	9	12
<i>Black Female</i>	6	1	5
<i>Hispanic/Latino Female</i>	0	0	0
<i>Asian/Pacific Islander Female</i>	0	0	0
<i>Alaska/Native American Indian Female</i>	0	0	0
TOTAL	116	43	73



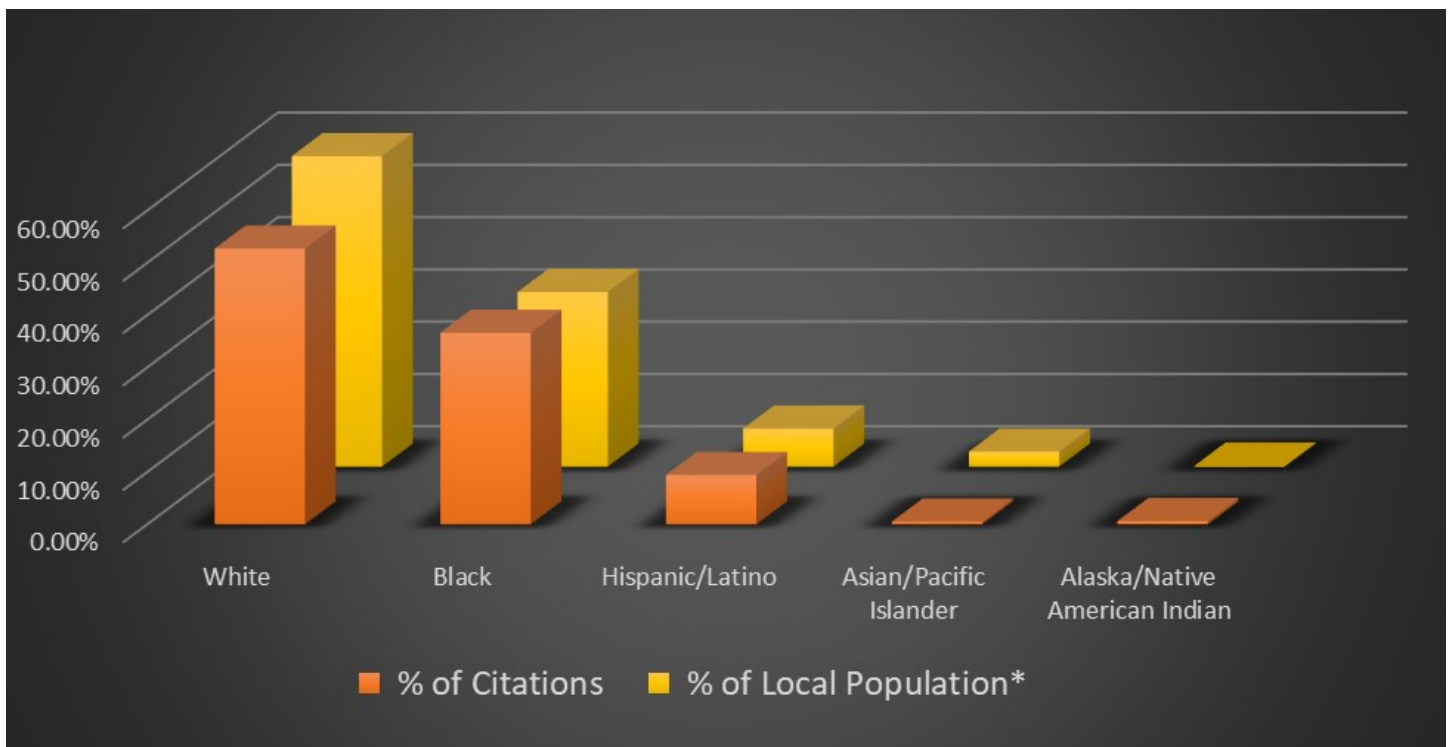
ORANGE POLICE DEPARTMENT 2024 ANNUAL REPORT

TRAFFIC CITATION INFORMATION

Citations To Males	1800
Citations To Females	947
Total Male/Female	2747



Race	White	Black	Hispanic/Latino	Asian/Pacific Islander	Alaska/Native American Indian
Number of Citations	1449	1007	260	15	18
Percent of Citations	52.75%	36.66%	9.47%	.55%	.66%
Percent of Local Population	59.4%	33.4%	7.3%	2.9%	0.2%



ORANGE POLICE DEPARTMENT 2024 ANNUAL REPORT

RACIAL PROFILING REPORT 2024

01.Total Traffic Stops			
			2,745
			2,745
02. Location of Stop			
CITY STREET	91.07%		2,500
COUNTY ROAD	0.33%		9
PRIVATE PROPERTY OR OTHER	0.11%		3
STATE HIGHWAY	5.68%		156
US HIGHWAY	2.81%		77
Total	100.00%		2,745
03. Was Race Known Prior to Stop?			
N	98.29%		2,698
Y	1.71%		47
Total	100.00%		2,745
04. Race or Ethnicity			
ALASKA NATIVE/AMERICAN INDIAN	0.58%		16
ASIAN/PACIFIC ISLANDER	0.55%		15
BLACK	36.65%		1,006
HISPANIC/LATINO	9.47%		260
WHITE	52.75%		1,448
Total	100.00%		2,745
05. Gender			
FEMALE	ALASKA NATIVE/AMERICAN INDIAN	0.32%	3
	ASIAN/PACIFIC ISLANDER	0.42%	4
	BLACK	39.58%	374
	HISPANIC/LATINO	5.29%	50
	WHITE	54.39%	514
		100.00%	945
MALE	ALASKA NATIVE/AMERICAN INDIAN	0.72%	13
	ASIAN/PACIFIC ISLANDER	0.61%	11
	BLACK	35.11%	632
	HISPANIC/LATINO	11.67%	210
	WHITE	51.89%	934
		100.00%	1,800
Total			2,745

ORANGE POLICE DEPARTMENT 2024 ANNUAL REPORT

RACIAL PROFILING REPORT 2024

06. Reason for Stop?

MOVING TRAFFIC VIOLATION	ALASKA NATIVE/AMERICAN INDIAN	0.75%	8
	ASIAN/PACIFIC ISLANDER	0.66%	7
	BLACK	35.00%	372
	HISPANIC/LATINO	9.41%	100
	WHITE	54.19%	576
		100.00 %	1,063
PRE EXISTING KNOWLEDGE	BLACK	50.00%	4
	WHITE	50.00%	4
		100.00 %	8
VEHICLE TRAFFIC VIOLATION	ALASKA NATIVE/AMERICAN INDIAN	0.45%	7
	ASIAN/PACIFIC ISLANDER	0.52%	8
	BLACK	37.77%	582
	HISPANIC/LATINO	9.28%	143
	WHITE	51.98%	801
		100.00 %	1,541
VIOLATION OF LAW	ALASKA NATIVE/AMERICAN INDIAN	0.75%	1
	BLACK	36.09%	48
	HISPANIC/LATINO	12.78%	17
	WHITE	50.38%	67
		100.00 %	133
Total			2,745

07. Was a Search Conducted?

N	ALASKA NATIVE/AMERICAN INDIAN	0.60%	16
	ASIAN/PACIFIC ISLANDER	0.53%	14
	BLACK	36.39%	968
	HISPANIC/LATINO	9.47%	252
	WHITE	53.01%	1,410
		100.00 %	2,660
Y	ASIAN/PACIFIC ISLANDER	1.18%	1
	BLACK	44.71%	38
	HISPANIC/LATINO	9.41%	8
	WHITE	44.71%	38
		100.00 %	85
Total			2,745

ORANGE POLICE DEPARTMENT 2024 ANNUAL REPORT

RACIAL PROFILING REPORT 2024

08. Reason for Search?			
CONSENT	ASIAN/PACIFIC ISLANDER	3.03%	1
	BLACK	18.18%	6
	HISPANIC/LATINO	12.12%	4
	WHITE	66.67%	22
		100.00%	33
CONTRABAND IN PLAIN VIEW	BLACK	33.33%	1
	HISPANIC/LATINO	33.33%	1
	WHITE	33.33%	1
		100.00%	3
INCIDENT TO ARREST	BLACK	36.36%	4
	HISPANIC/LATINO	9.09%	1
	WHITE	54.55%	6
		100.00%	11
INVENTORY	BLACK	83.33%	5
	HISPANIC/LATINO	16.67%	1
		100.00%	6
NO SEARCH	ALASKA NATIVE/AMERICAN INDIAN	0.60%	16
	ASIAN/PACIFIC ISLANDER	0.53%	14
	BLACK	36.39%	968
	HISPANIC/LATINO	9.47%	252
	WHITE	53.01%	1,410
		100.00%	2,660
PROBABLE CAUSE	BLACK	68.75%	22
	HISPANIC/LATINO	3.13%	1
	WHITE	28.13%	9
		100.00%	32
Total			2,745

09. Was Contraband Discovered?			
N	ASIAN/PACIFIC ISLANDER	2.44%	1
	BLACK	53.66%	22
	HISPANIC/LATINO	7.32%	3
	WHITE	36.59%	15
		100.00%	41
Y	BLACK	36.36%	16
	HISPANIC/LATINO	11.36%	5
	WHITE	52.27%	23
		100.00%	44
Total			85

ORANGE POLICE DEPARTMENT 2024 ANNUAL REPORT

RACIAL PROFILING REPORT 2024

10. Description of Contraband			
ALCOHOL	BLACK	28.57%	2
	HISPANIC/LATINO	42.86%	3
	WHITE	28.57%	2
		100.00%	7
DRUGS	BLACK	36.67%	11
	HISPANIC/LATINO	3.33%	1
	WHITE	60.00%	18
		100.00%	30
OTHER	BLACK	37.50%	3
	HISPANIC/LATINO	12.50%	1
	WHITE	50.00%	4
		100.00%	8
Total			45

11. Result of the Stop			
CITATION	ALASKA NATIVE/AMERICAN INDIAN	0.53%	3
	ASIAN/PACIFIC ISLANDER	0.35%	2
	BLACK	42.73%	244
	HISPANIC/LATINO	11.03%	63
	WHITE	45.36%	259
		100.00%	571
CITATION AND ARREST	BLACK	40.00%	8
	HISPANIC/LATINO	15.00%	3
	WHITE	45.00%	9
		100.00%	20
WRITTEN WARNING	ALASKA NATIVE/AMERICAN INDIAN	0.61%	13
	ASIAN/PACIFIC ISLANDER	0.61%	13
	BLACK	34.84%	746
	HISPANIC/LATINO	8.97%	192
	WHITE	54.97%	1,177
		100.00%	2,141
WRITTEN WARNING AND ARREST	BLACK	61.54%	8
	HISPANIC/LATINO	15.38%	2
	WHITE	23.08%	3
		100.00%	13
Total			2,745

ORANGE POLICE DEPARTMENT 2024 ANNUAL REPORT

RACIAL PROFILING REPORT 2024

12. Arrest Based On			
OUTSTANDING WARRANT	BLACK	100.00 %	8
		100.00 %	8
VIOLATION OF PENAL CODE	BLACK	12.50%	1
	HISPANIC/LATINO	25.00%	2
	WHITE	62.50%	5
		100.00 %	8
VIOLATION OF TRAFFIC LAW	BLACK	41.18%	7
	HISPANIC/LATINO	17.65%	3
	WHITE	41.18%	7
		100.00 %	17
Total			33

13. Was Physical Force Used?			
N	ALASKA NATIVE/AMERICAN INDIAN	0.58%	16
	ASIAN/PACIFIC ISLANDER	0.55%	15
	BLACK	36.65%	1,006
	HISPANIC/LATINO	9.47%	260
	WHITE	52.75%	1,448
		100.00 %	2,745
Total			2,745

Was Arrest Due to Contraband Found?			
N	BLACK	56.00%	14
	HISPANIC/LATINO	16.00%	4
	WHITE	28.00%	7
		100.00 %	25
Y	BLACK	25.00%	2
	HISPANIC/LATINO	12.50%	1
	WHITE	62.50%	5
		100.00 %	8
Total			33