



2016

Orange Police Department Annual Report



ORANGE POLICE DEPARTMENT 2016 ANNUAL REPORT

Table of Contents

Crimes Against Person with a Report Filed	3
Crimes Against Property with a Report Filed	4
Calls for Service	5
Arrest (17 and Up)	6
Juvenile Detention Statistics	7
Alarms	8
Citations	9 thru 11
Detective Division Yearly Summary	12
Racial Profiling 2016	13
Racial Profiling Statistics	14 thru 18

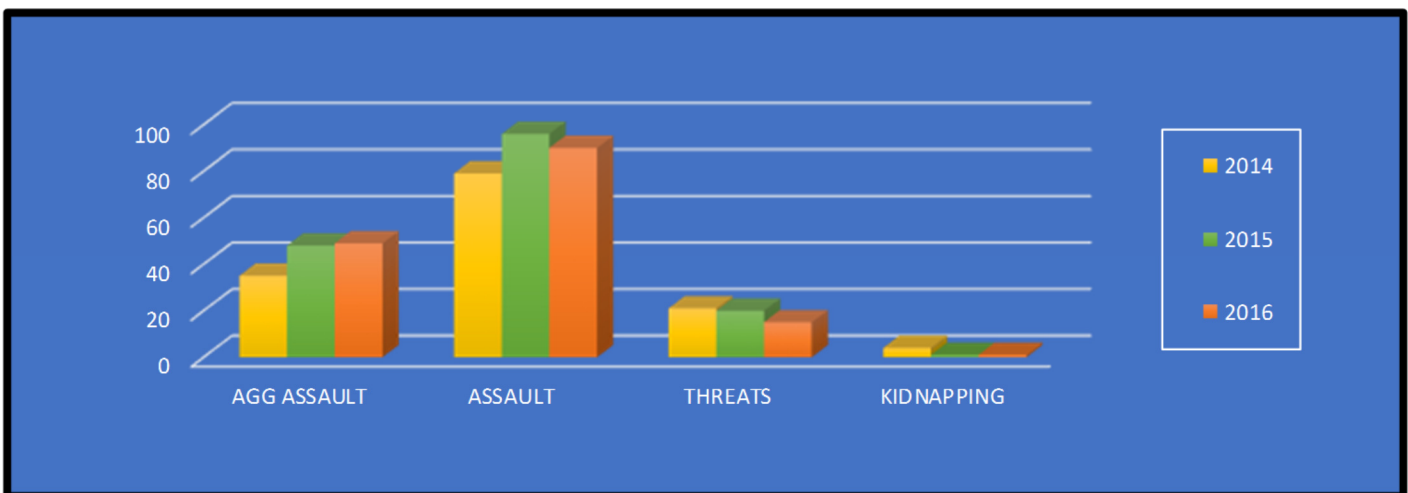
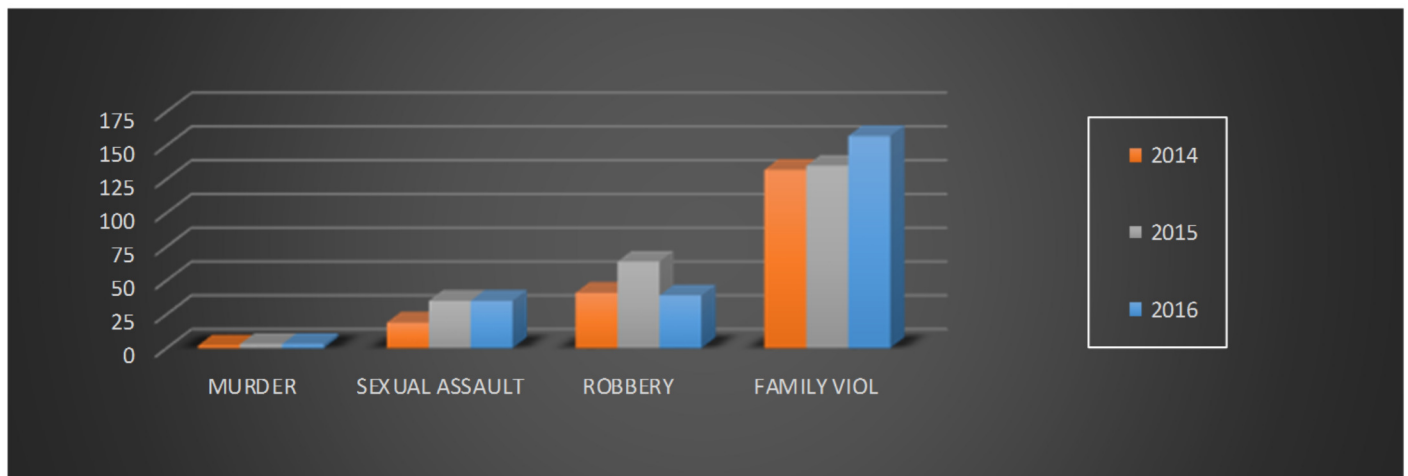
**Statistical Information Compiled and Book Published by:
Major Sparky Robinson And CIS Manager Mike Zeto**

ORANGE POLICE DEPARTMENT

2016 ANNUAL REPORT

CRIMES AGAINST PERSONS WITH A REPORT FILED 2014—2016

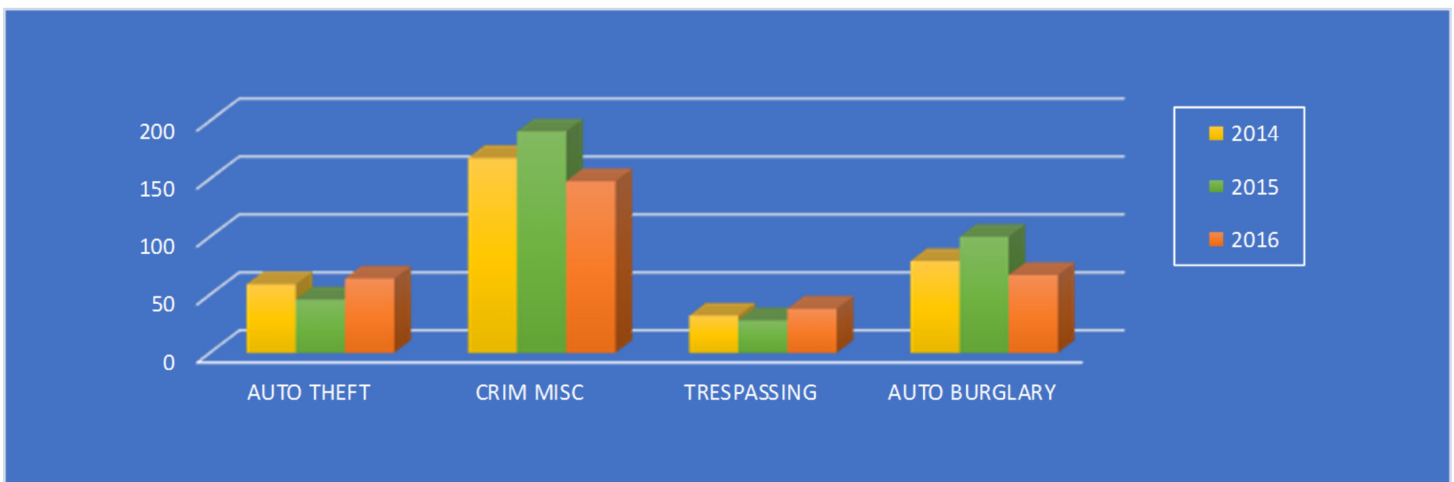
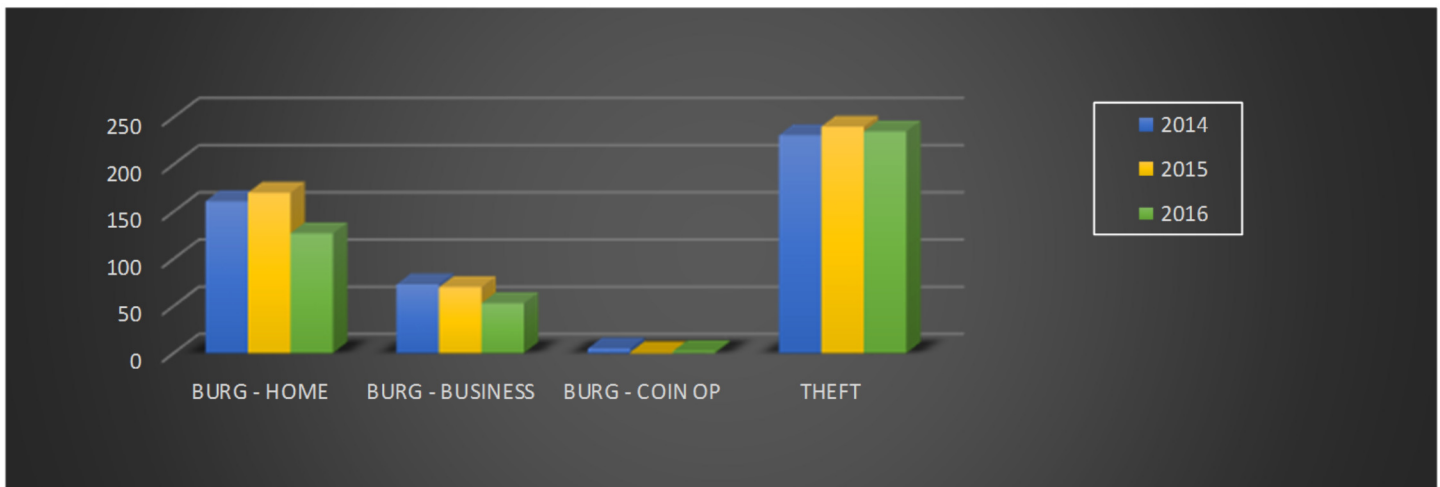
	2014	2015	2016
MURDER	2	3	3
SEXUAL-ASSAULT	19	35	35
ROBBERY	41	64	39
FAMILY VIOLENCE	132	135	157
AGGRAVATED ASSAULT	35	48	49
ASSAULT	79	96	90
THREATS	21	20	15
KIDNAPPING	4	1	1
TOTAL	325	409	389



ORANGE POLICE DEPARTMENT 2016 ANNUAL REPORT

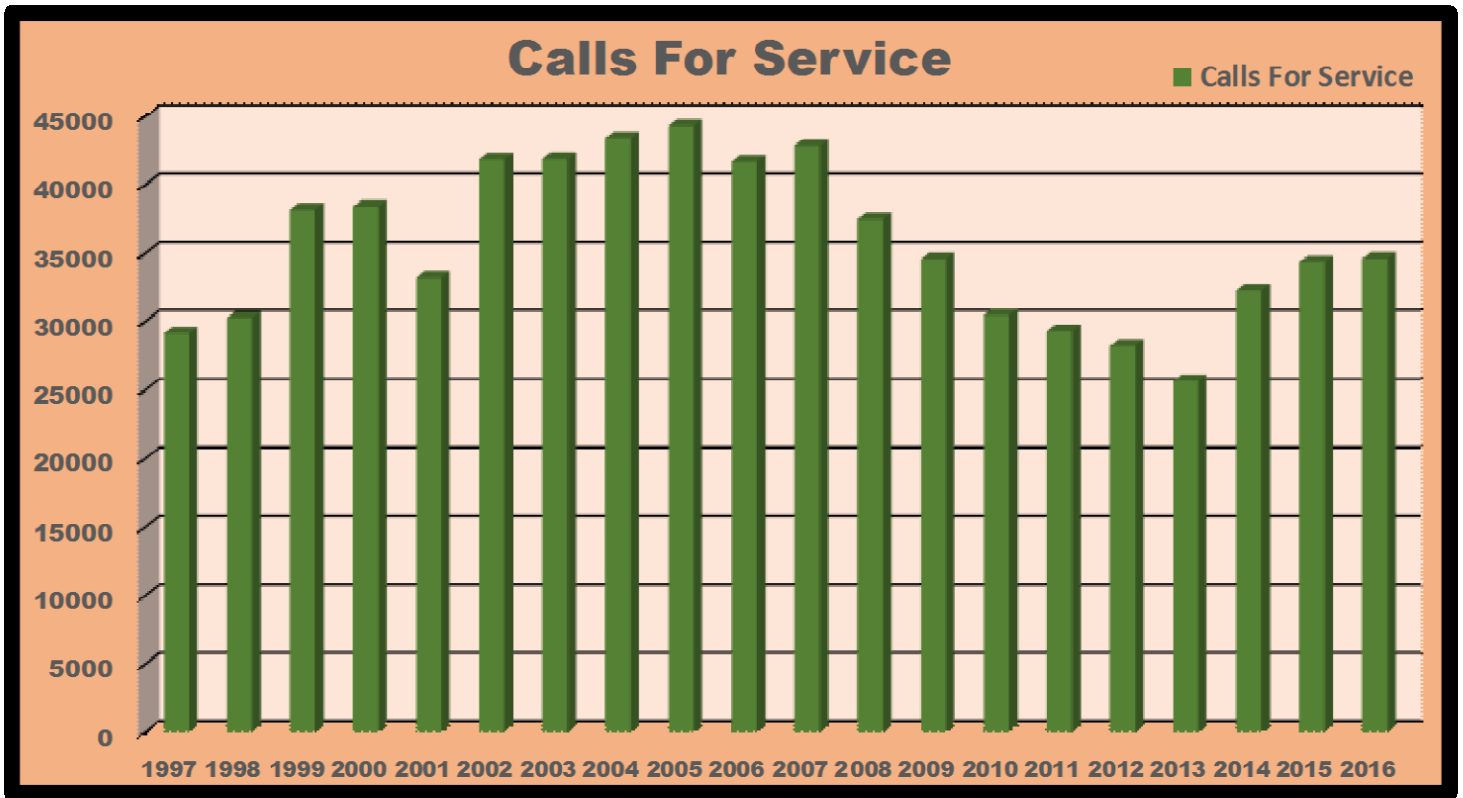
CRIMES AGAINST PROPERTY WITH A REPORT FILED 2014—2016

	2014	2015	2016
BURGLARY - HOME	161	170	127
BURGLARY - BUSINESS	73	70	53
BURGLARY - COIN OP	5	1	2
THEFT	231	240	235
AUTO THEFT	59	46	64
CRIMINAL MISCHIEF	168	191	148
TRESPASSING	32	28	38
AUTO BURGLARY	79	100	67
TOTAL	808	846	734



ORANGE POLICE DEPARTMENT 2016 ANNUAL REPORT

CALLS FOR SERVICE 1997—2016



2016 Calls for Service = 34,624

Year - Total

1997 - 29,148
1998 - 30,263
1999 - 38,204
2000 - 38,417
2001 - 33,216
2002 - 41,866
2003 - 41,892
2004 - 43,419
2005 - 44,299
2006 - 41,692

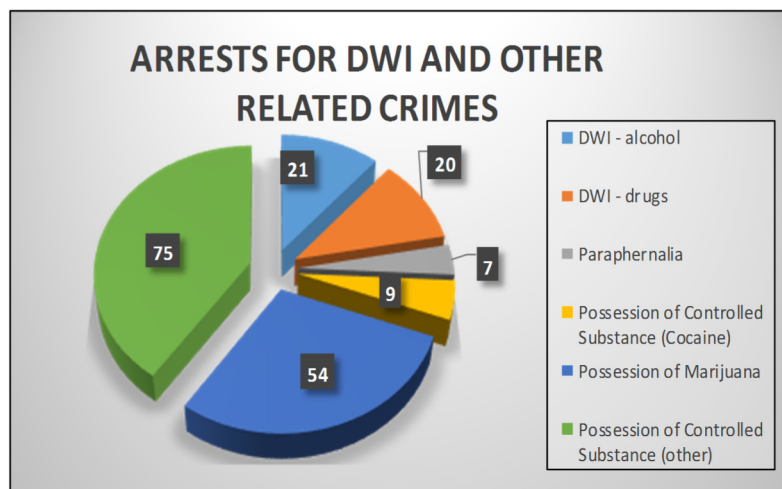
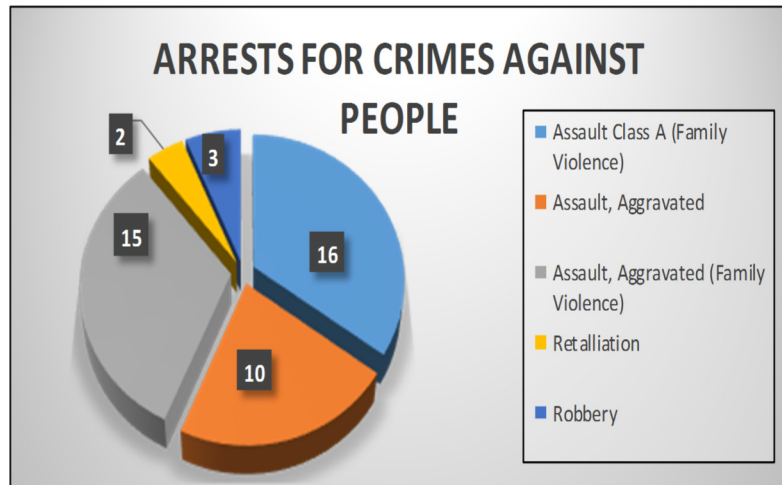
Year - Total

2007 - 42,859
2008 - 37,471
2009 - 34,597
2010 - 30,462
2011 - 29,314
2012 - 28,234
2013 - 25,680
2014 - 32,254
2015 - 34,358
2016 - 34,624

ORANGE POLICE DEPARTMENT

2016 ANNUAL REPORT ADULT ARRESTS — TOTAL CHARGES

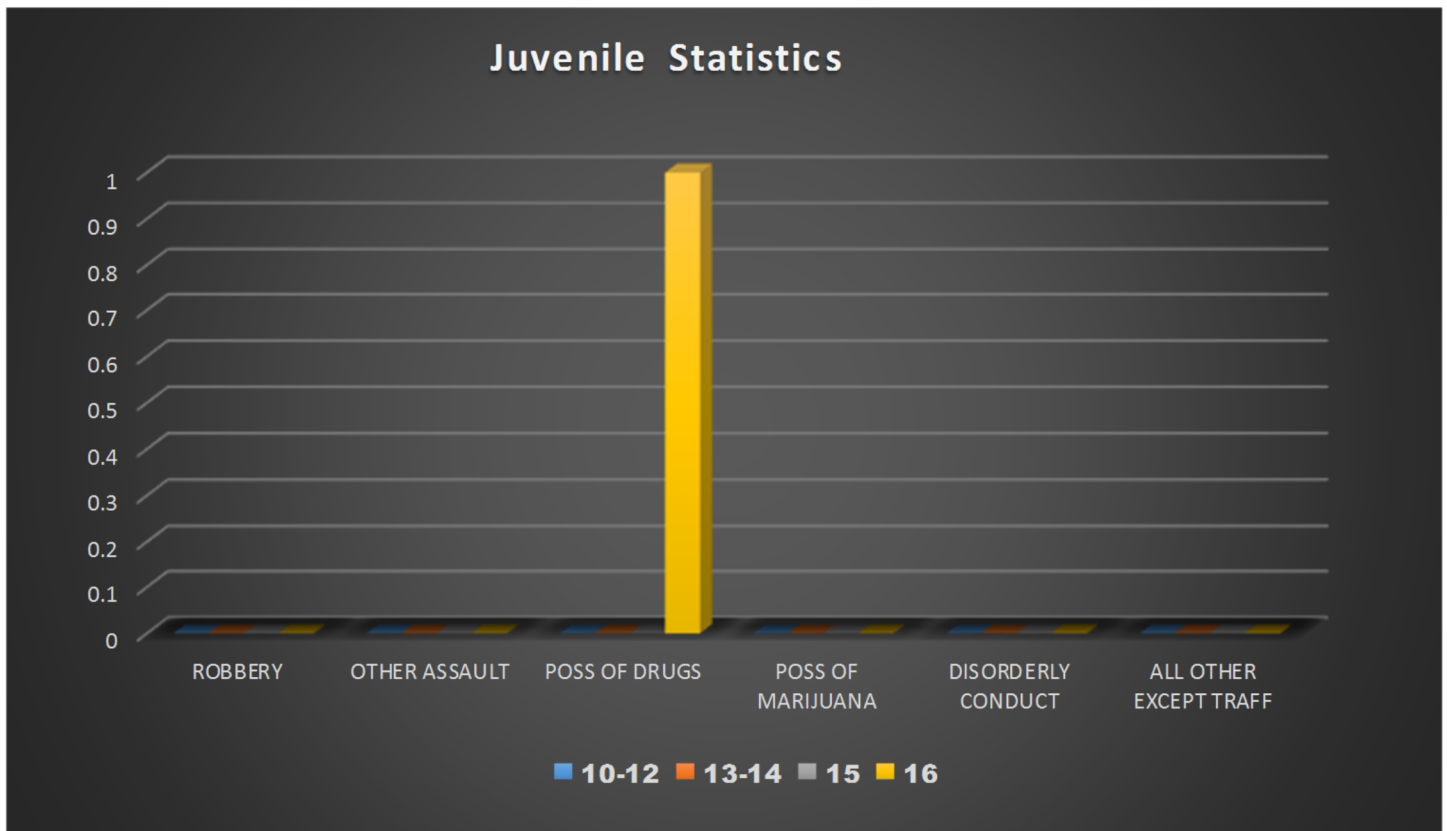
Assault Class A (Family Violence)	16
Assault Class C	3
Assault, Aggravated	10
Assault, Aggravated (Family Violence)	15
Burglary - Residential	6
Burglary - Business	7
Burglary - Vehicle	2
City Ordinance, Open Container	4
Criminal Mischief	8
Criminal Trespass	39
Disorderly Conduct	24
DWI - alcohol	21
DWI - drugs	20
Evading Detention	19
Fail to ID to Police Officer	12
Forgery	3
Injury to a Child	0
Injury to an Elderly Person	1
Murder	0
No Liability Insurance	1
Paraphernalia	7
Possession of Controlled Substance (Cocaine)	9
Possession of Controlled Substance (other)	75
Possession of Marijuana	54
Public Intoxication	156
Retaliation	2
Robbery	3
Theft, State Jail Felony	5
Theft Class A	2
Theft Class B	5
Theft Class C	3
Unauthorized Use of Vehicle	9
Unlawfully Carrying of a Weapon	8
Warrant Municipal Court Orange	405
Warrants, All Other	435
Traffic Arrest	22
All other Criminal	64
Total	1475



ORANGE POLICE DEPARTMENT 2016 ANNUAL REPORT

JUVENILE DETENTION STATISTICS

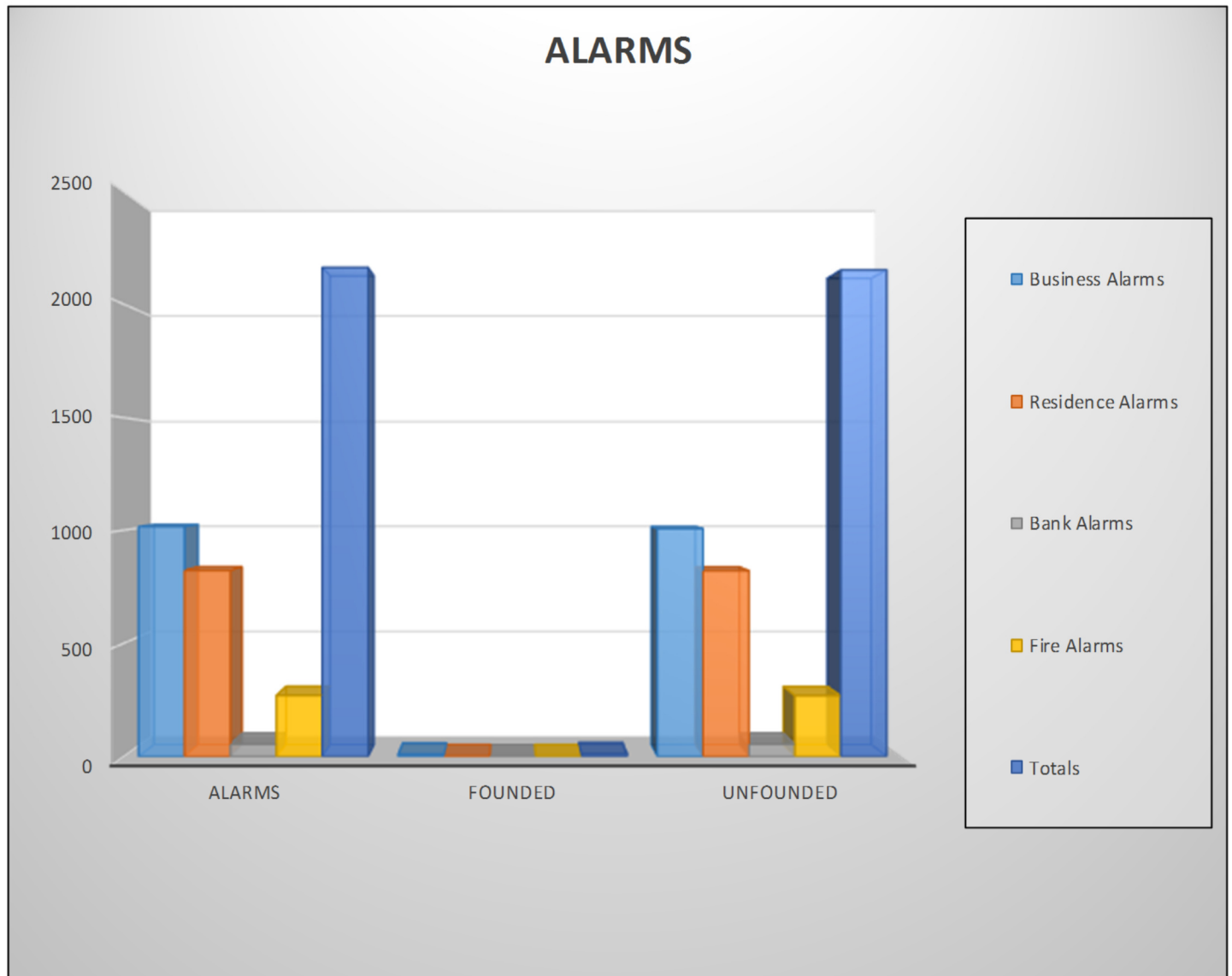
Age Group	10/12	13/14	15	16	TOTALS
ROBBERY					
AGGRAVATED ASSAULT					
OTHER ASSAULT					
BURGLARY					
THEFT					
THEFT MOTOR VEHICLE					
VANDALISM					
POSSESSION OF DRUGS				1	1
POSS OF MARIJUANA					
PUBLIC INTOXICATION					
DUI					
DISORDERLY CONDUCT					
ALL OTHER EXCEPT TRAFF					
RUNAWAYS					
TOTALS				1	1



ORANGE POLICE DEPARTMENT 2016 ANNUAL REPORT

ALARMS

Alarm Type	ALARMS	FOUNDED	UNFOUNDED	% UNFOUNDED
Business Alarms	1016	9	1007	99.11%
Residence Alarms	822	1	821	99.88%
Bank Alarms	54	0	54	100.00%
Fire Alarms	270	1	269	99.63%
Totals	2162	11	2151	99.49%



ORANGE POLICE DEPARTMENT 2016 ANNUAL REPORT

CITATIONS

Citations	
No Liability Insurance	332
Allow Child to Ride Unsecured	16
Allow Unlicensed Driver to Drive	1
Defective Equipment	3
Disregard Railroad Crossing	2
Driver No Seat Belt	3
Expired License Plates	236
Fail to Change Address	3
Fail to Control Speed	112
Fail to Stay in Single Marked Lane	38
Fail to Stop and Give Information	1
Fail to Yield Right of Way	106
Head/Tail Light Violation	18
Improper Backing	7
Improper Lane Changes	18
Improper Left/Right Turn	22
Littering	0
Negligent Collision	0
No Current MVI Sticker	1
No Motorcycle License	2
No Operators License	372
One License Plate	1
Parked - Fire Lane	1
Parked - Handicapped Zone	6
Parked - No Parking Zone	2
Rider - No Seat Belt	3
Running Red Light	80
Running Stop Sign	84
Speeding	143
Straight From Turn Lane Only	1
Unregistered Motor Vehicle	33
Unsafe Passing	5
Citation All Other	209
Total Citations	1,861

ORANGE POLICE DEPARTMENT 2016 ANNUAL REPORT

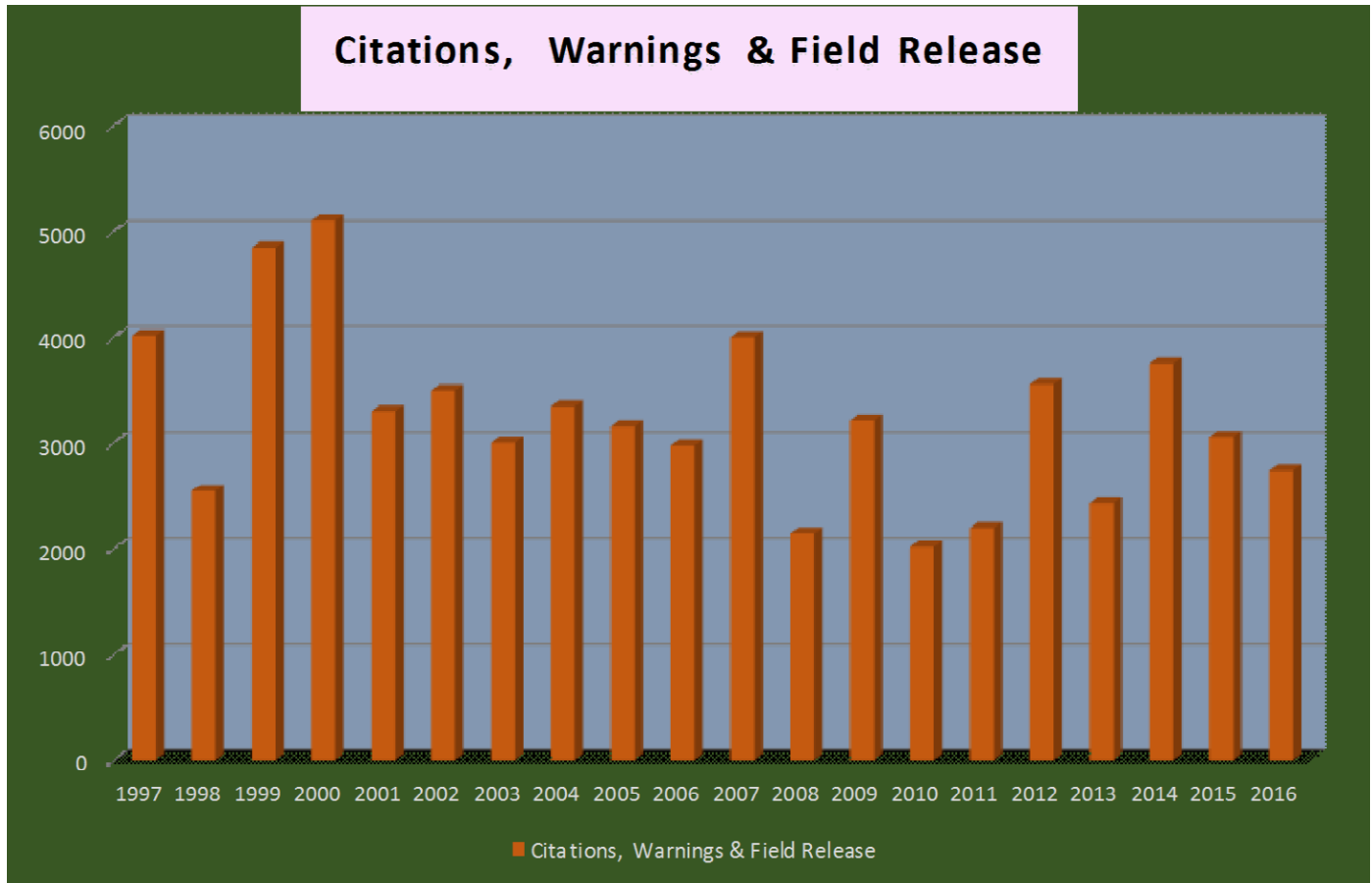
CITATIONS

WARNINGS	
Warning/Defective Equipment	78
Warning/Disregarding Traffic	0
Warning/Expired License Plate	10
Warning/Fail to Signal Intent	31
Warning/Fail to Yield Right of Way	7
Warning/Head/Tail Light Violation	248
Warning/Lane Change	11
Warning/No Current MVI Sticker	0
Warning/No Insurance	5
Warning/No Operators License	14
Warning/No Seat Belt, Driver	1
Warning/No Seat Belt, Passenger	1
Warning/One License Plate	39
Warning/Parking	0
Warning/Running Red Light	43
Warning/Stop Sign	48
Warning/Speeding	199
Warning/Wrong Way on One Way	6
Warning/Unsafe Passing	0
Warning/All Other Offenses	60
Total Warnings	801

FIELD RELEASE CITATIONS	
City Ordinance Violation	18
Curfew Violation	2
Noise Ordinance From Vehicle	3
Minor In Possession of Alcohol	1
Possession of Drug Paraphernalia	8
Theft Class C	0
Open Container/Drinking in Public	28
Minor in Possession of Tobacco	2
Littering	1
All other	12
Total Field Release Citations	74

ORANGE POLICE DEPARTMENT 2016 ANNUAL REPORT

CITATIONS, WARNINGS & FIELD RELEASE



2016 Yearly Total - 2,736

Year – Total	Year - Total
1997 - 4011	2007 - 3997
1998 - 2546	2008 - 2145
1999 - 4845	2009 - 3210
2000 - 5102	2010 - 2019
2001 - 3299	2011 - 2197
2002 - 3496	2012 - 3555
2003 - 3001	2013 - 2430
2004 - 3344	2014 - 3751
2005 - 3154	2015 - 3056
2006 - 2973	2016 - 2736

ORANGE POLICE DEPARTMENT 2016 ANNUAL REPORT

DETECTIVE DIVISION YEARLY SUMMARY 2016

The Detective Division of the Orange Police Department consists of a Captain, eight Detectives, and one Clerk. Four Detectives are assigned to follow up general criminal cases and four Detectives are assigned to Narcotics/Street Crime.

MONTH	CASES ASSIGNED	CHARGES ACCEPTED BY DA	CLEARED BY OTHER MEANS *
JAN	164	23	149
FEB	193	52	190
MAR	124	36	123
APR	134	50	96
MAY	138	44	95
JUN	140	20	116
JUL	159	45	67
AUG	151	40	166
SEP	154	18	109
OCT	147	23	100
NOV	127	20	113
DEC	125	17	84
TOTAL	1756	388	1408

* Cleared by other means includes: charges dropped by victim, prosecution declined, restitution made, unfounded, referred to other jurisdiction, and insufficient evidence.

** Assigned cases may contain multiple suspects and/or charges filed.

**ORANGE POLICE DEPARTMENT
2016 ANNUAL REPORT**

RACIAL

PROFILING

**Statistical information collected and reported pursuant to
Senate Bill 1074**

ORANGE POLICE DEPARTMENT 2016 ANNUAL REPORT

Males Booked	942	Females Booked	310
Total Booked	1252	Total Charges	1475

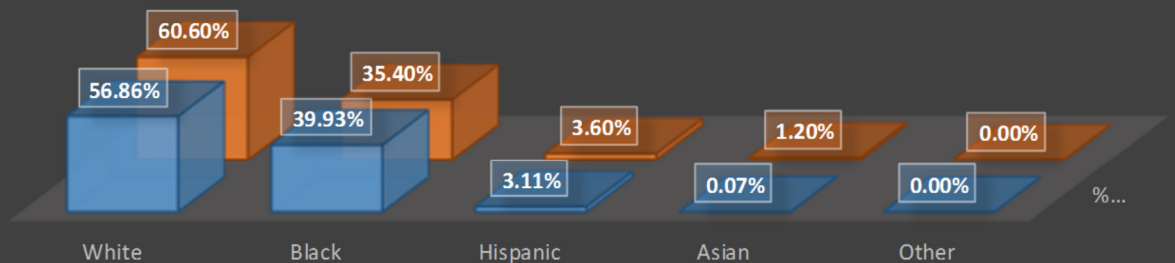
BOOKINGS



Race	White	Black	Hispanic	Asian	Other
Number of Booked	712	500	39	1	0
Percent of Arrested	56.86%	39.93%	3.11%.	.07%	0%
Percent of Local Population	60.6%	35.4%	3.6%	1.2%	0.00%

BOOKINGS BY RACE

■ % of Booking ■ % of Population

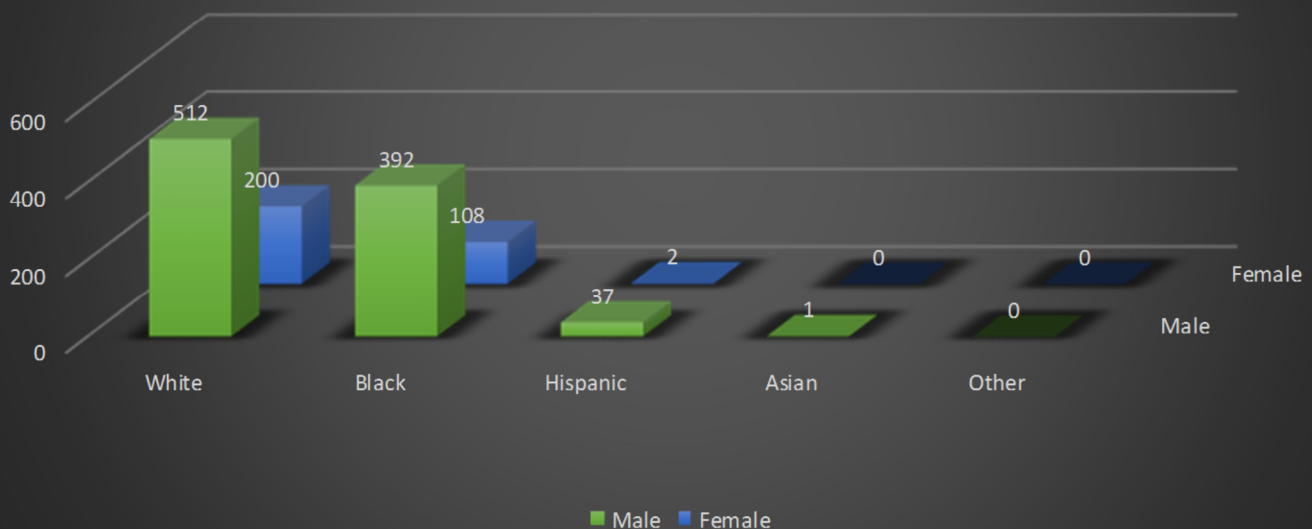


ORANGE POLICE DEPARTMENT 2016 ANNUAL REPORT

BOOKING INFORMATION

	Male	%	Female	%
<i>White</i>	512	40.89%	200	14.70%
<i>Black</i>	392	31.30%	108	11.19%
<i>Hispanic</i>	37	2.95%	2	0.15%
<i>Asian</i>	1	0.07%	0	0.00%
<i>Other</i>	0	0.00%	0	0.00%
<i>TOTAL</i>	942	75.23%	310	24.76%

Race/Sex Breakdown



ORANGE POLICE DEPARTMENT

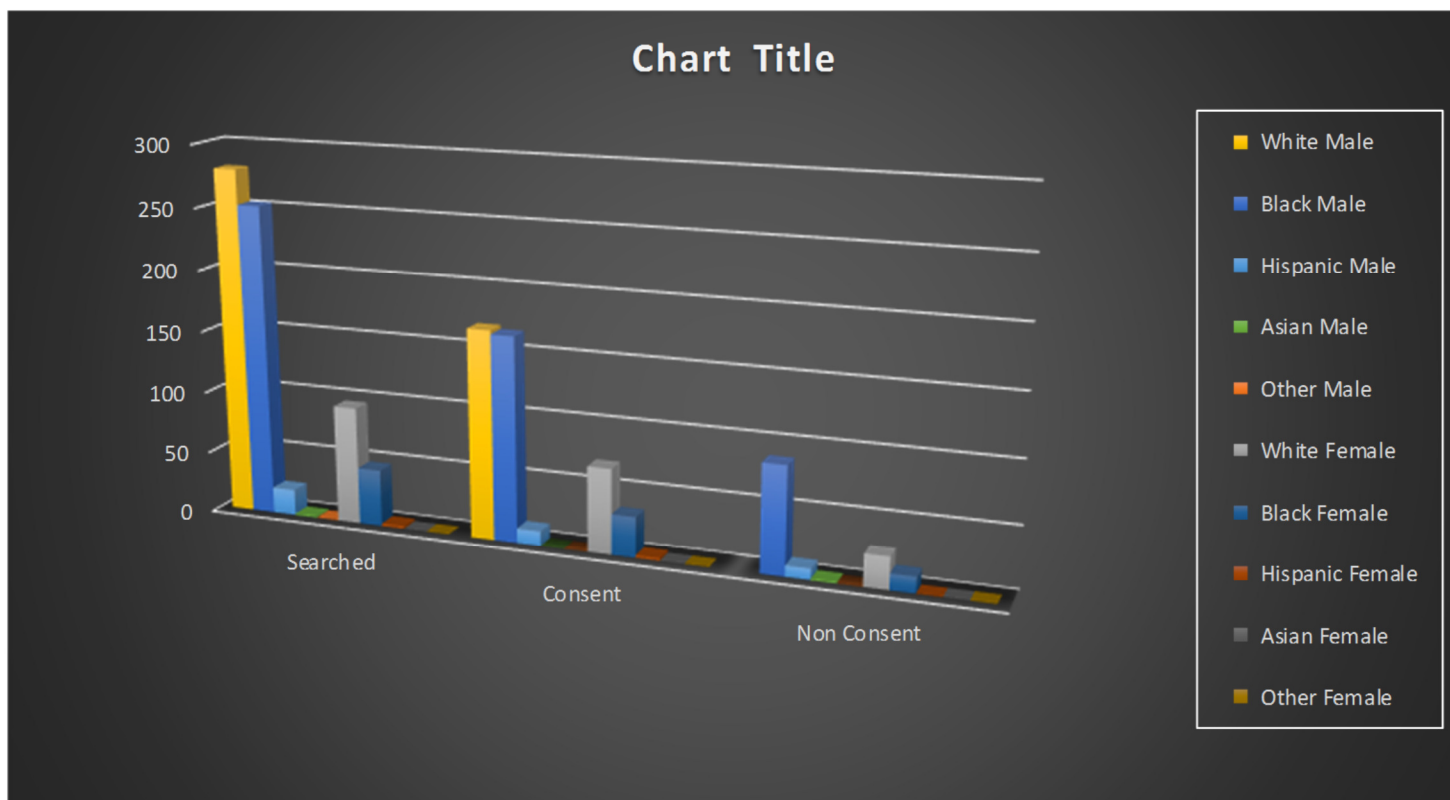
2016 ANNUAL REPORT

CONSENT OR NON-CONSENT SEARCH OF THOSE ARRESTED

People Searched prior to arrest 697 out of 1252

Of the 697 searched: 449 consented 248 were non-consent

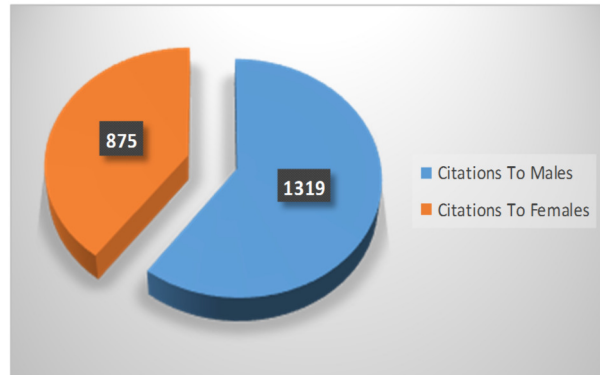
	Searched	Consent	Non Consent
<i>White Male</i>	280	168	112
<i>Black Male</i>	252	165	87
<i>Hispanic Male</i>	21	12	9
<i>Asian Male</i>	1	0	1
<i>Other Male</i>	0	0	0
<i>White Female</i>	95	69	26
<i>Black Female</i>	46	33	13
<i>Hispanic Female</i>	2	2	0
<i>Asian Female</i>	0	0	0
<i>Other Female</i>	0	0	0
<i>TOTAL</i>	697	449	248



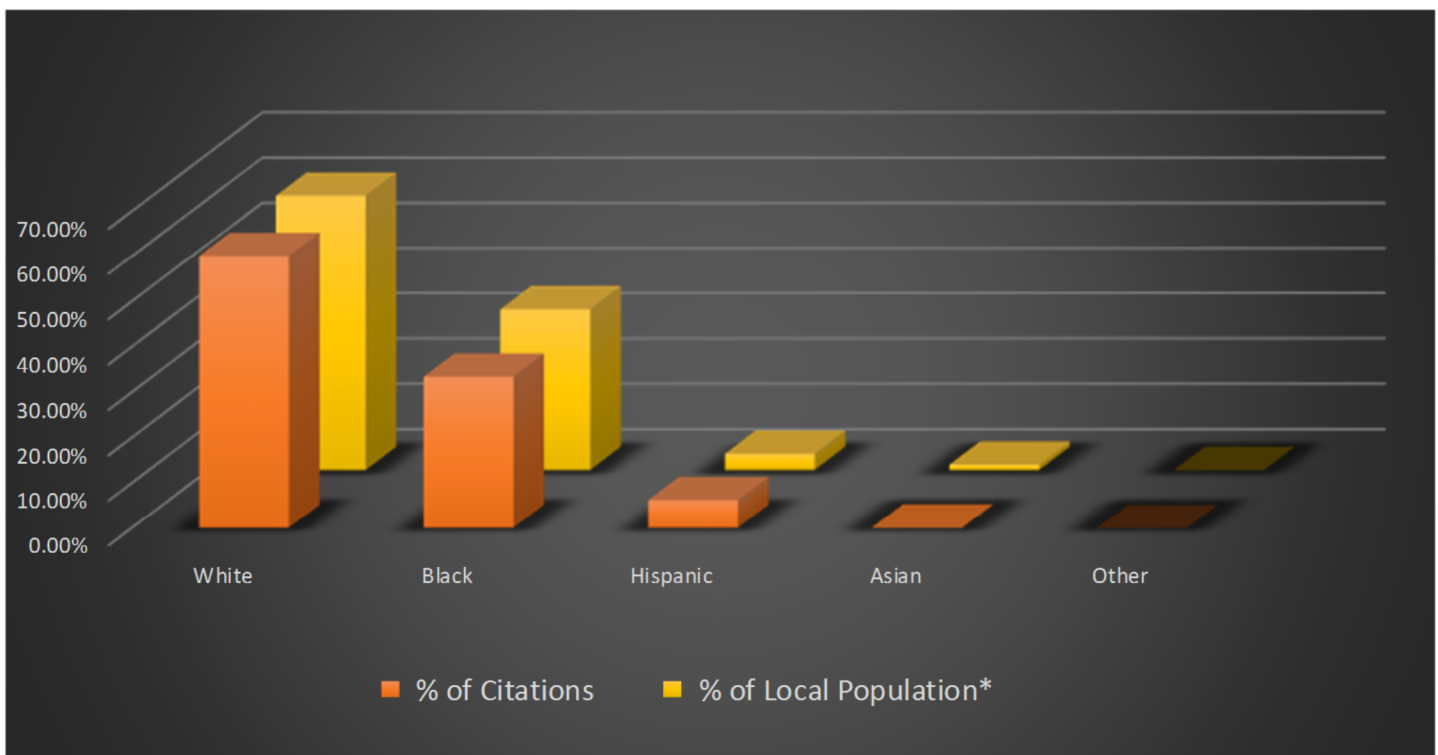
ORANGE POLICE DEPARTMENT 2016 ANNUAL REPORT

TRAFFIC CITATION INFORMATION

Citations To Males	1319
Citations To Females	875
Total Male/Female	2194



Race	White	Black	Hispanic	Asian	Other
Number of Citations	1319	733	137	5	0
Percent of Citations	60.11%	33.40%	6.24%	0.22%	0.00%
Percent of Local Population	60.6%	35.4%	3.6%	1.2%	0.00%



ORANGE POLICE DEPARTMENT 2016 ANNUAL REPORT

CITATION INFORMATION

People searched while receiving citations - 106 out of 2194

Of the 106 searched - 78 consented and 28 were non-consent

	Searched	Consent	Non Con
<i>White Male</i>	46	37	9
<i>Black Male</i>	32	19	13
<i>Hispanic Male</i>	5	4	1
<i>Asian Male</i>	0	0	0
<i>Other Male</i>	0	0	0
<i>White Female</i>	16	12	4
<i>Black Female</i>	6	5	1
<i>Hispanic Female</i>	1	1	0
<i>Asian Female</i>	0	0	0
<i>Other Female</i>	0	0	0
Totals	106	78	28

