



2015

Orange Police Department Annual Report



ORANGE POLICE DEPARTMENT 2015 ANNUAL REPORT

Table of Contents

Crimes Against Person with a Report Filed	3
Crimes Against Property with a Report Filed	4
Calls for Service	5
Arrest (17 and Up)	6
Juvenile Detention Statistics	7
Alarms	8
Citations	9 thru 11
Detective Division Yearly Summary	12
Racial Profiling 2014	13
Racial Profiling Statistics	14 thru 18

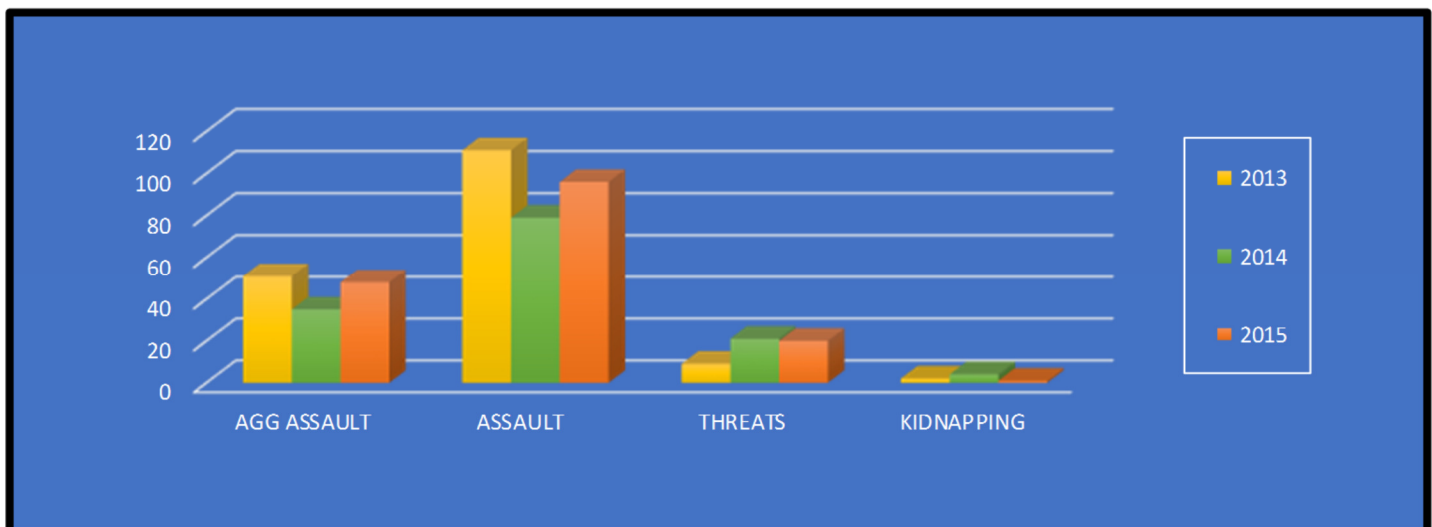
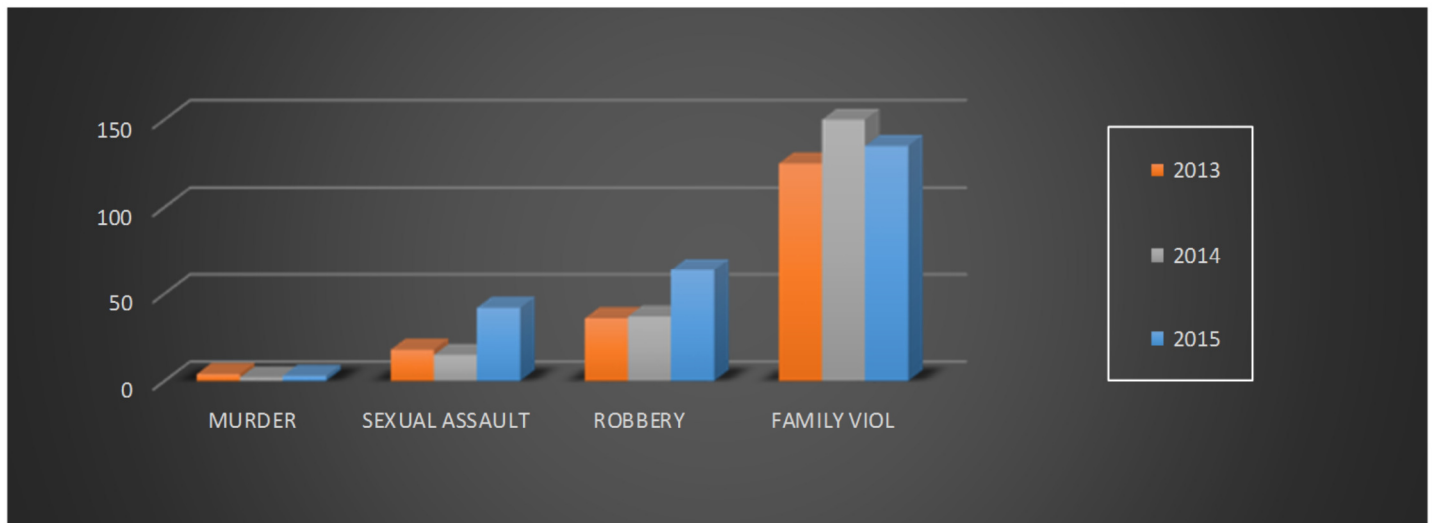
**Cover Photograph Information:
New additions to the Police Department Fleet 2016 Chevrolet
Tahoe.**

ORANGE POLICE DEPARTMENT

2015 ANNUAL REPORT

CRIMES AGAINST PERSONS WITH A REPORT FILED 2013—2015

	2013	2014	2015
MURDER	4	2	3
SEXUAL -ASSAULT	18	19	35
ROBBERY	36	41	64
FAMILY VIOLENCE	125	132	135
AGG ASSAULT	51	35	48
ASSAULT	111	79	96
THREATS	9	21	20
KIDNAPPING	2	4	1
TOTAL	356	325	409

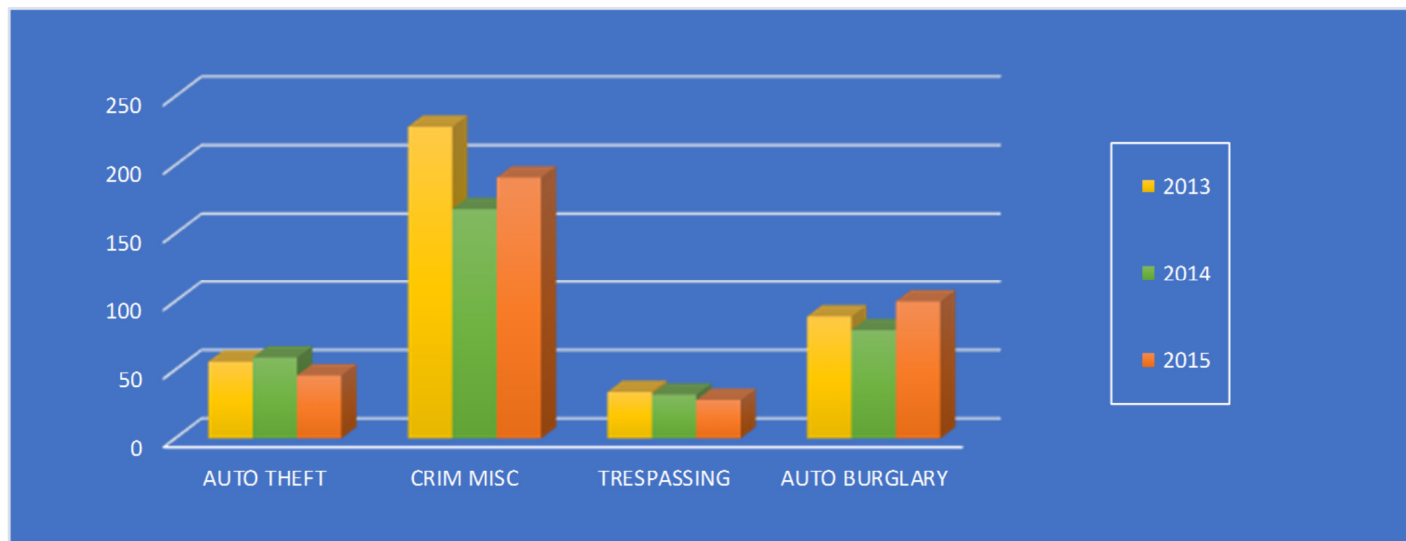
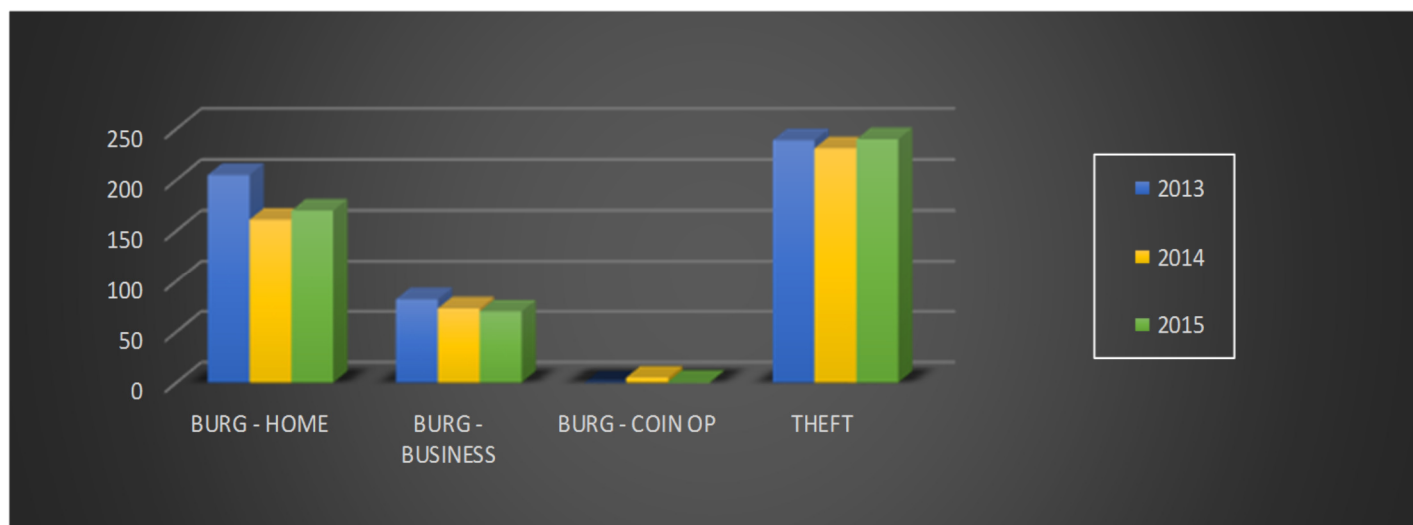


ORANGE POLICE DEPARTMENT

2015 ANNUAL REPORT

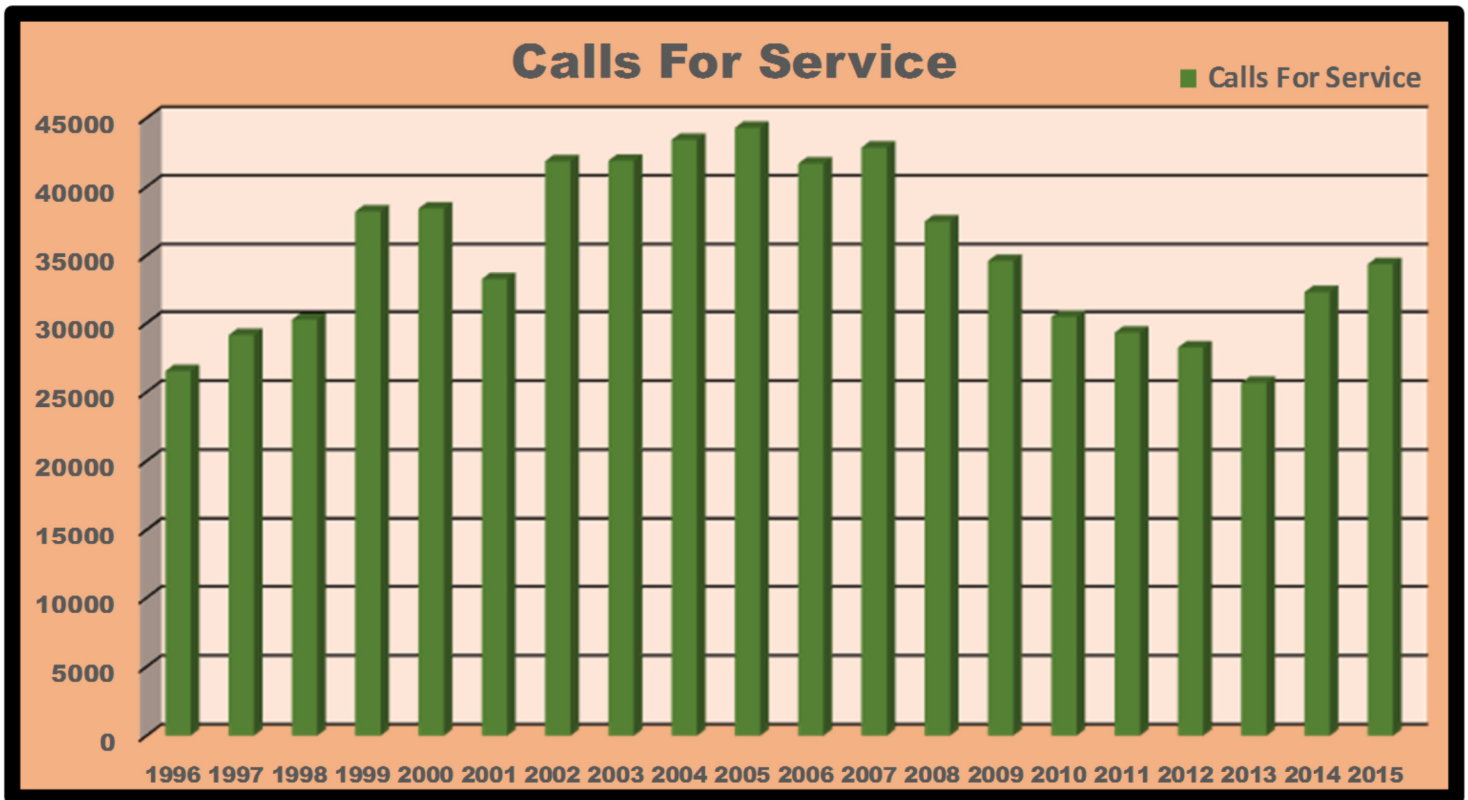
CRIMES AGAINST PROPERTY WITH A REPORT FILED 2013—2015

	2013	2014	2015
BURGLARY - HOME	205	161	170
BURGLARY - BUSINESS	82	73	70
BURGLARY - COIN OP	0	5	1
THEFT	239	231	240
AUTO THEFT	56	59	46
CRIMINAL MISCHIEF	228	168	191
TRESPASSING	34	32	28
AUTO BURGLARY	89	79	100
TOTAL	933	808	846



ORANGE POLICE DEPARTMENT 2015 ANNUAL REPORT

CALLS FOR SERVICE 1995—2015



2015 Calls for Service = 34,358

Year - Total

1996- 26,533
1997 - 29,148
1998 - 30,263
1999 - 38,204
2000 - 38,417
2001 - 33,216
2002 - 41,866
2003 - 41,892
2004 - 43,419
2005 - 44,299

Year - Total

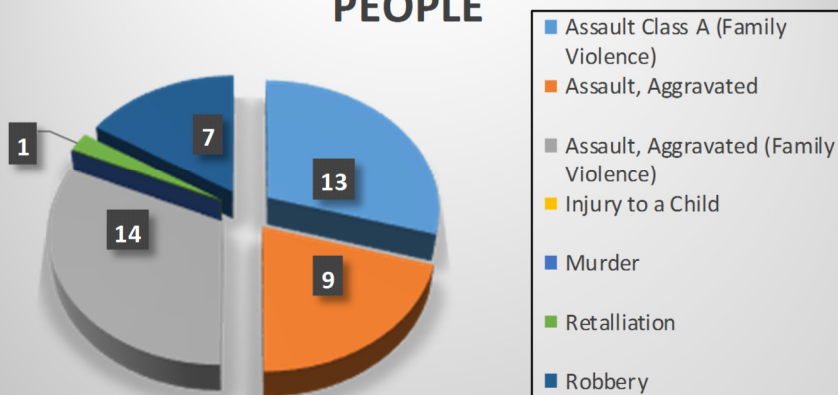
2006 - 41,692
2007 - 42,859
2008 - 37,471
2009 - 34,597
2010 - 30,462
2011 - 29,314
2012 - 28,234
2013 - 25,680
2014 - 32,254
2015 - 34,358

ORANGE POLICE DEPARTMENT

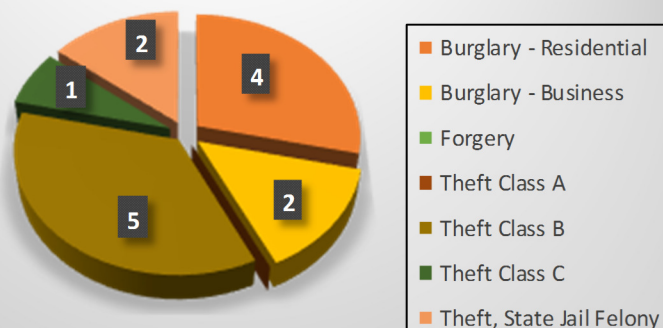
2015 ANNUAL REPORT ADULT ARRESTS — TOTAL CHARGES

Assault Class A (Family Violence)	13
Assault Class C	7
Assault, Aggravated	9
Assault, Aggravated (Family Violence)	14
Burglary - Residential	4
Burglary - Business	2
Burglary - Vehicle	1
City Ordinance, Open Container	4
Criminal Mischief	5
Criminal Trespass	33
Disorderly Conduct	26
DWI - alcohol	24
DWI - drugs	9
Evading Detention	18
Fail to ID to Police Officer	9
Forgery	0
Injury to a Child	0
Injury to an Elderly Person	0
Murder	0
No Liability Insurance	3
Paraphernalia	7
Possession of Controlled Substance (Cocaine)	25
Possession of Controlled Substance (other)	59
Possession of Marijuana	42
Public Intoxication	158
Retaliation	1
Robbery	7
Theft, State Jail Felony	2
Theft Class A	0
Theft Class B	5
Theft Class C	1
Unauthorized Use of Vehicle	5
Unlawfully Carrying of a Weapon	10
Warrant Municipal Court Orange	431
Warrants, All Other	422
Traffic Arrest	29
All other Criminal	61
Total	1446

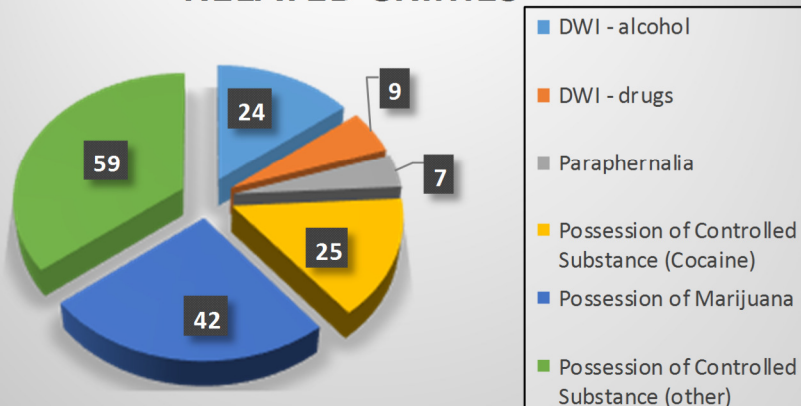
ARRESTS FOR CRIMES AGAINST PEOPLE



ARRESTS FOR CRIMES AGAINST PROPERTY



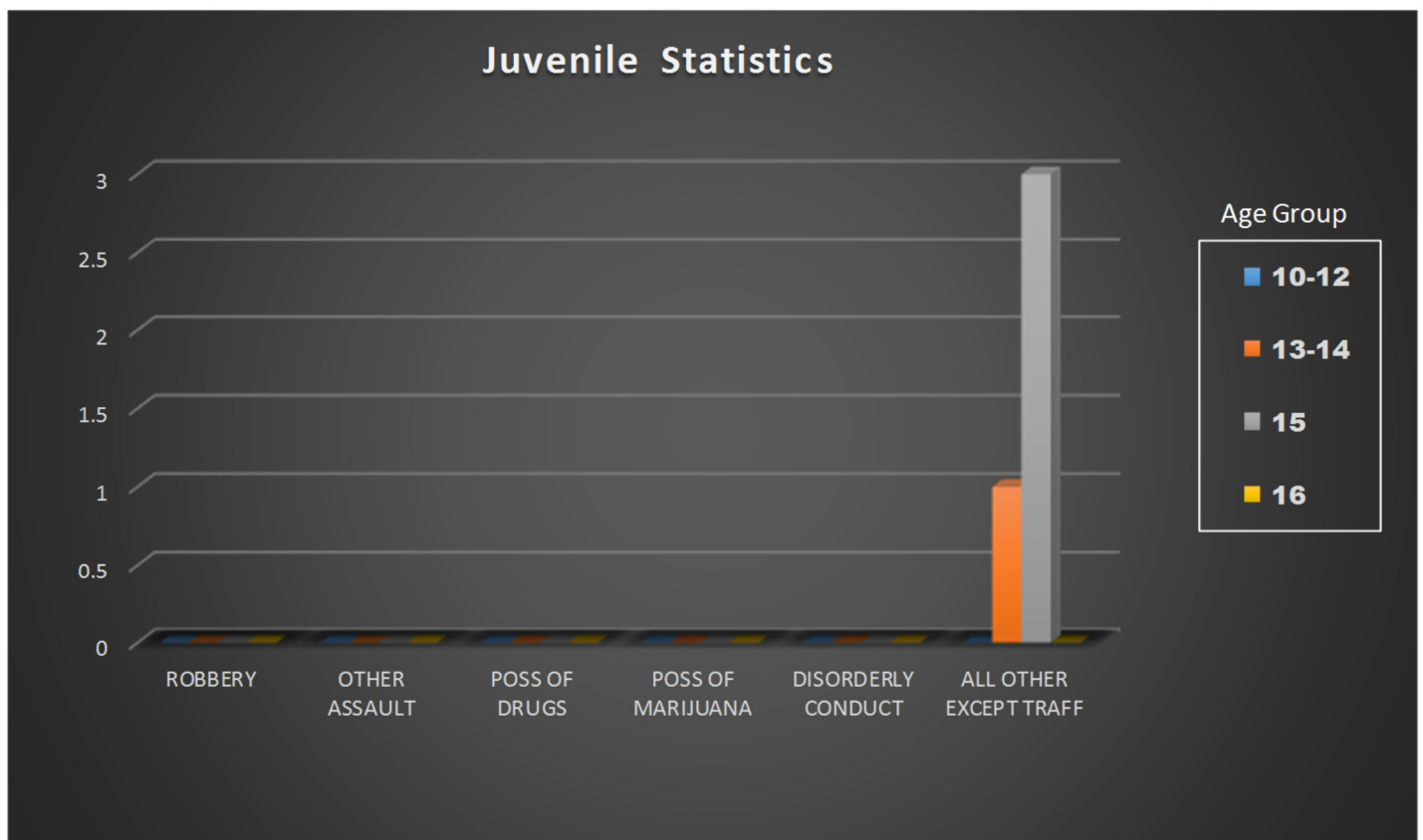
ARRESTS FOR DWI AND OTHER RELATED CRIMES



ORANGE POLICE DEPARTMENT 2015 ANNUAL REPORT

JUVENILE DETENTION STATISTICS

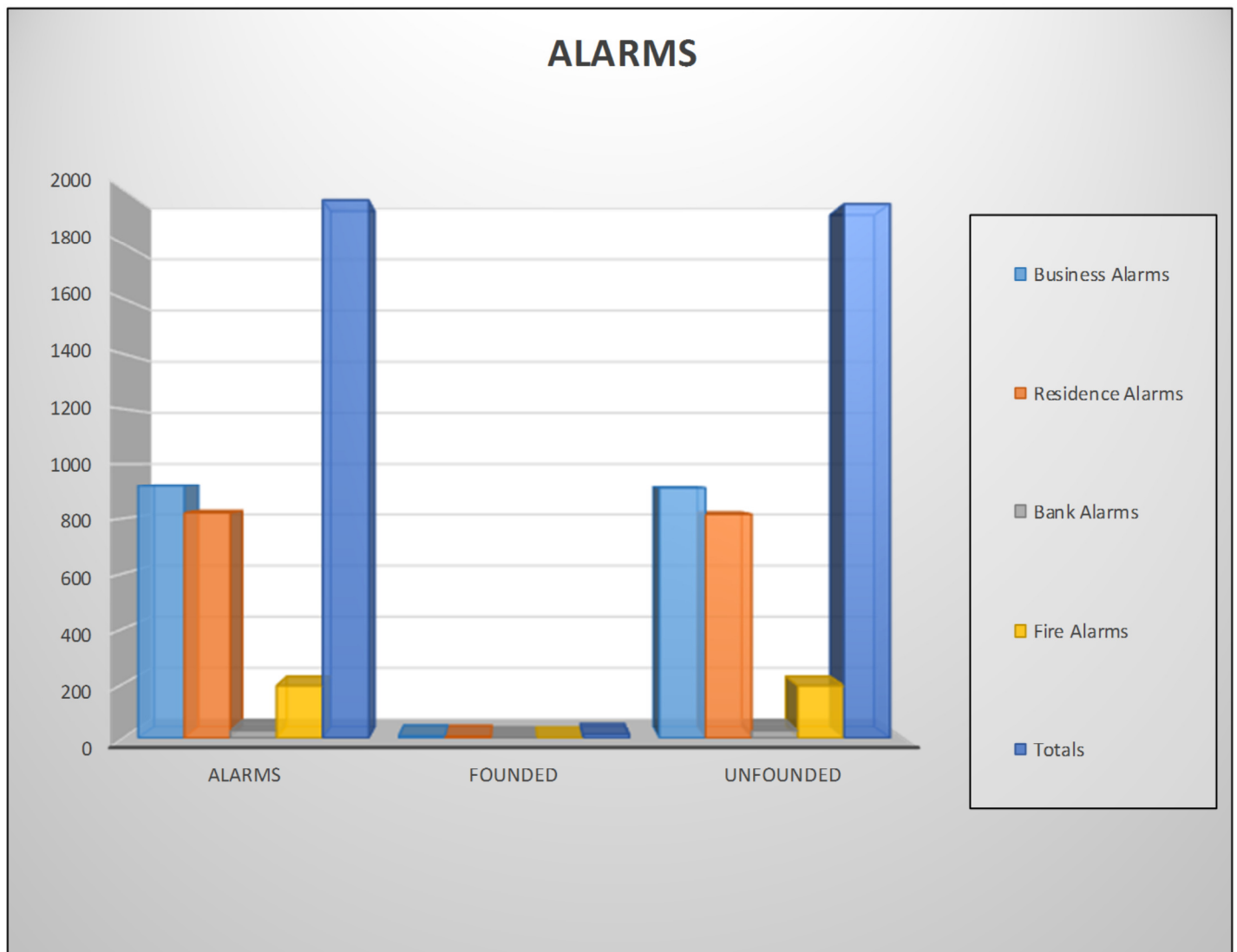
Age Group	10/12	13/14	15	16	TOTALS
ROBBERY					
AGGRAVATED ASSAULT					
OTHER ASSAULT					
BURGLARY					
THEFT					
THEFT MOTOR VEHICLE					
VANDALISM					
POSSESSION OF DRUGS					
POSS OF MARIJUANA					
PUBLIC INTOXICATION					
DUI					
DISORDERLY CONDUCT					
ALL OTHER EXCEPT TRAFF		1	3		
RUNAWAYS					
TOTALS		1	3		4



ORANGE POLICE DEPARTMENT 2015 ANNUAL REPORT

ALARMS

Alarm Type	ALARMS	FOUNDED	UNFOUNDED	% UNFOUNDED
Business Alarms	1016	8	1008	99.21%
Residence Alarms	894	6	888	99.33%
Bank Alarms	34	0	34	100.00%
Fire Alarms	172	0	172	100.00%
Totals	2116	14	2012	99.34%



ORANGE POLICE DEPARTMENT 2015 ANNUAL REPORT

CITATIONS

Citations	
No Liability Insurance	318
Allow Child to Ride Unsecured	43
Allow Unlicensed Driver to Drive	0
Defective Equipment	5
Disregard Railroad Crossing	3
Driver No Seat Belt	6
Exhibition of Acceleration	0
Expired License Plates	135
Fail to Change Address	3
Fail to Control Speed	141
Fail to Stay in Single Marked Lane	31
Fail to Stop and Give Information	3
Fail to Yield Right of Way	98
Head/Tail Light Violation	24
Improper Backing	9
Improper Lane Changes	22
Improper Left/Right Turn	23
Littering	0
Negligent Collision	0
No Current MVI Sticker	47
No Motorcycle License	2
No Operators License	322
One License Plate	4
Parked - Fire Lane	0
Parked - Handicapped Zone	11
Parked - No Parking Zone	3
Rider - No Seat Belt	0
Running Red Light	76
Running Stop Sign	89
Speeding	183
Straight From Turn Lane Only	0
Unregistered Motor Vehicle	48
Unsafe Passing	3
Citation All Other	194
Total Citations	1,846

ORANGE POLICE DEPARTMENT 2015 ANNUAL REPORT

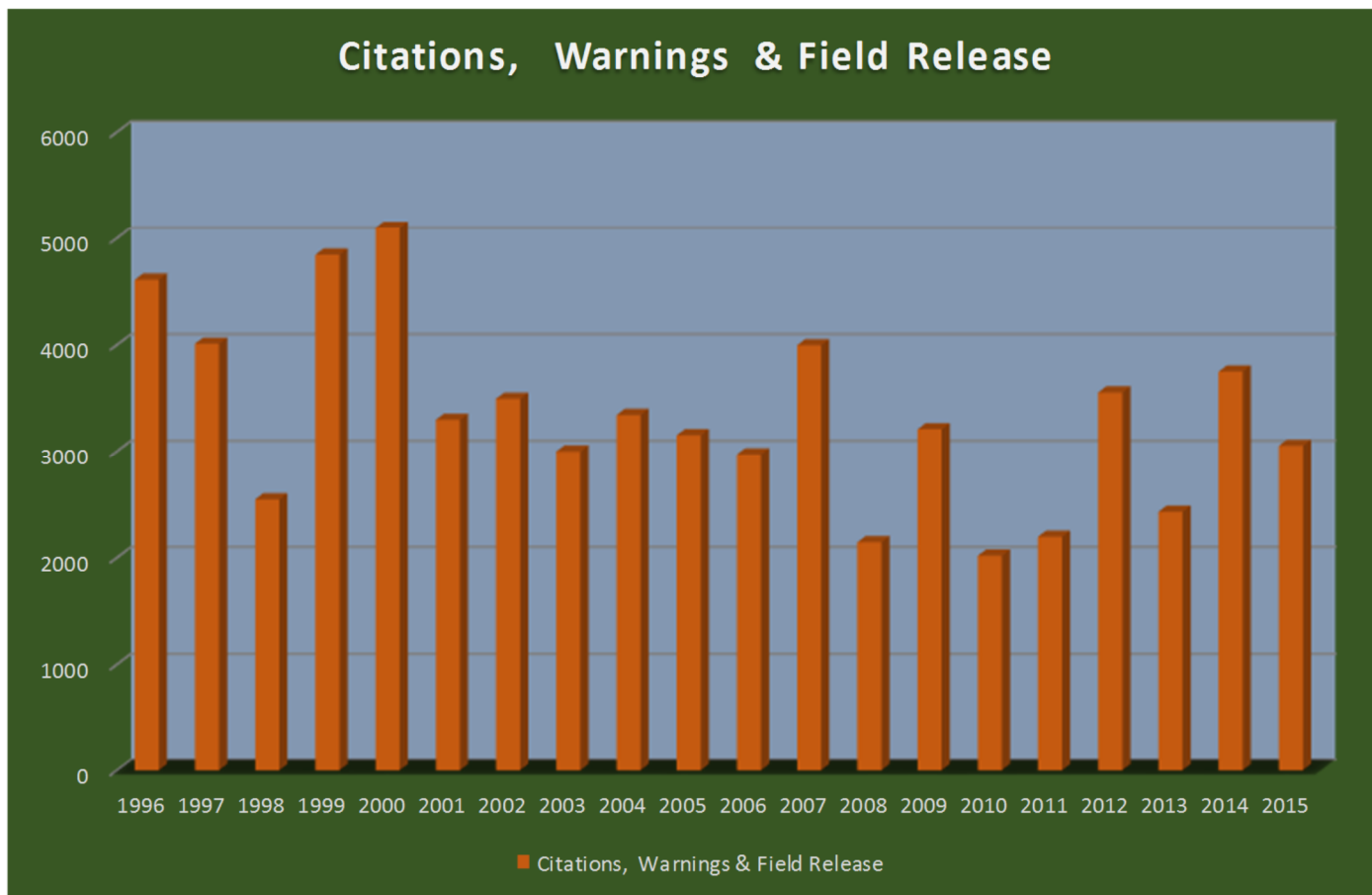
CITATIONS

WARNINGS	
Warning/Defective Equipment	99
Warning/Disregarding Traffic	1
Warning/Expired License Plate	23
Warning/Fail to Signal Intent	79
Warning/Fail to Yield Right of Way	7
Warning/Head/Tail Light Violation	311
Warning/Lane Change	18
Warning/No Current MVI Sticker	45
Warning/No Insurance	2
Warning/No Operators License	11
Warning/No Seat Belt, Driver	2
Warning/No Seat Belt, Passenger	0
Warning/One License Plate	55
Warning/Parking	12
Warning/Running Red Light	46
Warning/Stop Sign	66
Warning/Speeding	267
Warning/Wrong Way on One Way	5
Warning/Unsafe Passing	0
Warning/All Other Offenses	98
Total Warnings	1,147

FIELD RELEASE CITATIONS	
City Ordinance Violation	23
Curfew Violation	3
Noise Ordinance From Vehicle	2
Minor In Possession of Alcohol	1
Possession of Drug Paraphernalia	2
Theft Class C	0
Open Container/Drinking in Public	24
Minor in Possession of Tobacco	1
Littering	1
All other	6
Total Field Release Citations	63

ORANGE POLICE DEPARTMENT 2015 ANNUAL REPORT

CITATIONS, WARNINGS & FIELD RELEASE



2015 Yearly Total - 3,056

Year – Total	Year - Total
1996 - 4611	2006 - 2973
1997 - 4011	2007 - 3997
1998 - 2546	2008 - 2145
1999 - 4845	2009 - 3210
2000 - 5102	2010 - 2019
2001 - 3299	2011 - 2197
2002 - 3496	2012 - 3555
2003 - 3001	2013 - 2430
2004 - 3344	2014 - 3751
2005 - 3154	2015 - 3056

ORANGE POLICE DEPARTMENT 2015 ANNUAL REPORT

DETECTIVE DIVISION YEARLY SUMMARY 2015

The Detective Division of the Orange Police Department consists of a Captain, eight Detectives, and one Clerk. Four Detectives are assigned to follow up general criminal cases and four Detectives are assigned to Narcotics/Street Crime.

MONTH	CASES ASSIGNED	CHARGES ACCEPTED BY DA	CLEARED BY OTHER MEANS *
JAN	88	29	79
FEB	96	47	64
MAR	148	32	104
APR	126	49	122
MAY	127	19	123
JUN	136	32	120
JUL	137	34	106
AUG	120	44	102
SEP	123	34	89
OCT	151	39	100
NOV	116	30	93
DEC	132	37	81
TOTAL	1500	426	1183

* Cleared by other means includes: charges dropped by victim, prosecution declined, restitution made, unfounded, referred to other jurisdiction, and insufficient evidence.

** Assigned cases may contain multiple suspects and/or charges filed.

**ORANGE POLICE DEPARTMENT
2015 ANNUAL REPORT**

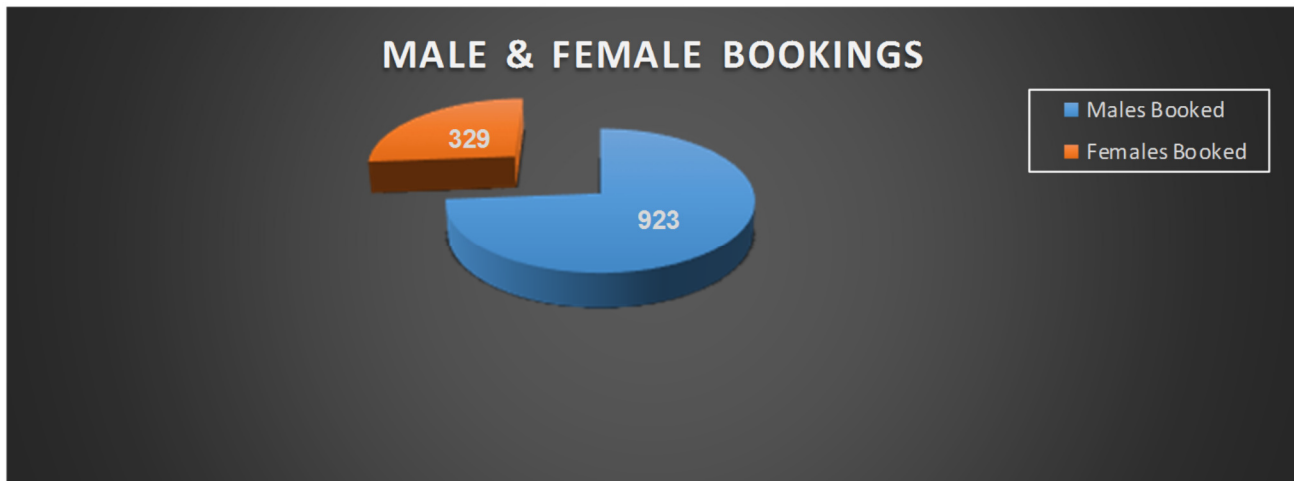
RACIAL

PROFILING

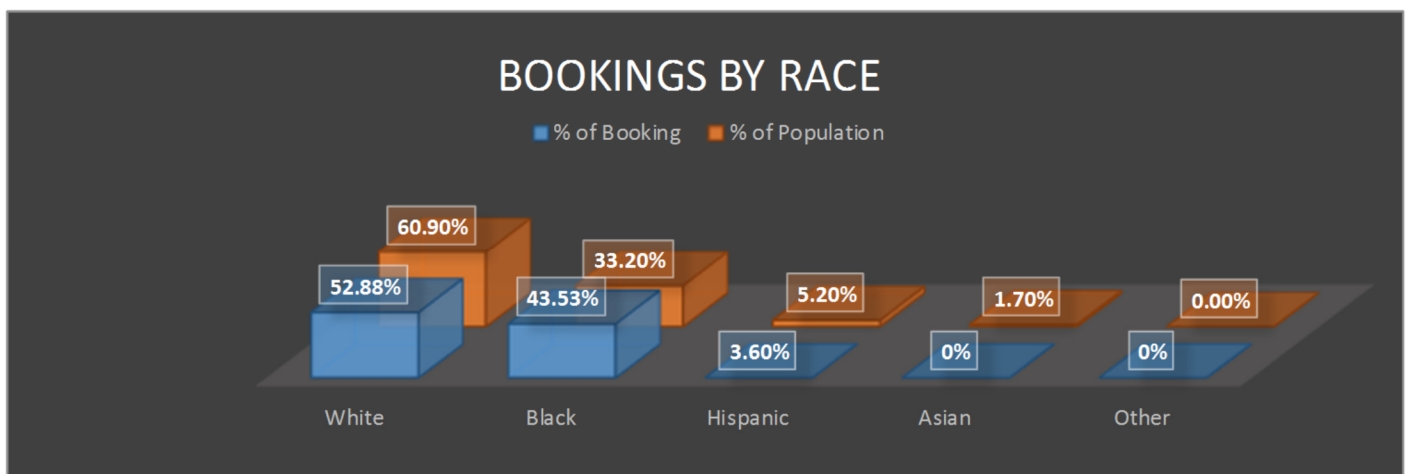
**Statistical information collected and reported pursuant to
Senate Bill 1074**

ORANGE POLICE DEPARTMENT 2015 ANNUAL REPORT

Males Booked	923	Females Booked	329
Total Booked	1252	Total Charges	1446



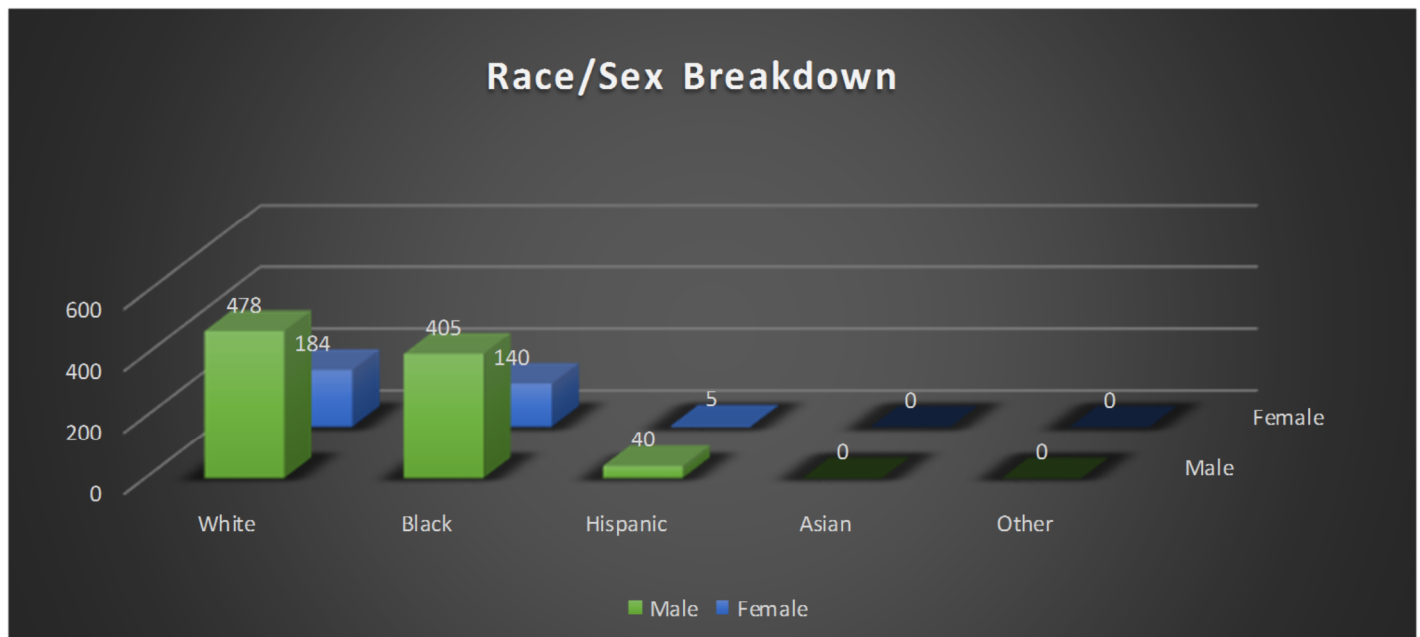
Race	White	Black	Hispanic	Asian	Other
Number of Booked	662	545	45	0	0
Percent of Arrested	52.88%	43.53%	3.6%	0%	0%
Percent of Local Population	60.9%	33.2%	5.2%	1.7%	0.00%



ORANGE POLICE DEPARTMENT 2015 ANNUAL REPORT

BOOKING INFORMATION

	Male	%	Female	%
<i>White</i>	478	38.18%	184	14.70%
<i>Black</i>	405	32.35%	140	11.19%
<i>Hispanic</i>	40	3.2%	5	0.40%
<i>Asian</i>	0	0.00%	0	0.00%
<i>Other</i>	0	0.00%	0	0.00%
<i>TOTAL</i>	923	73.73%	329	26.28%



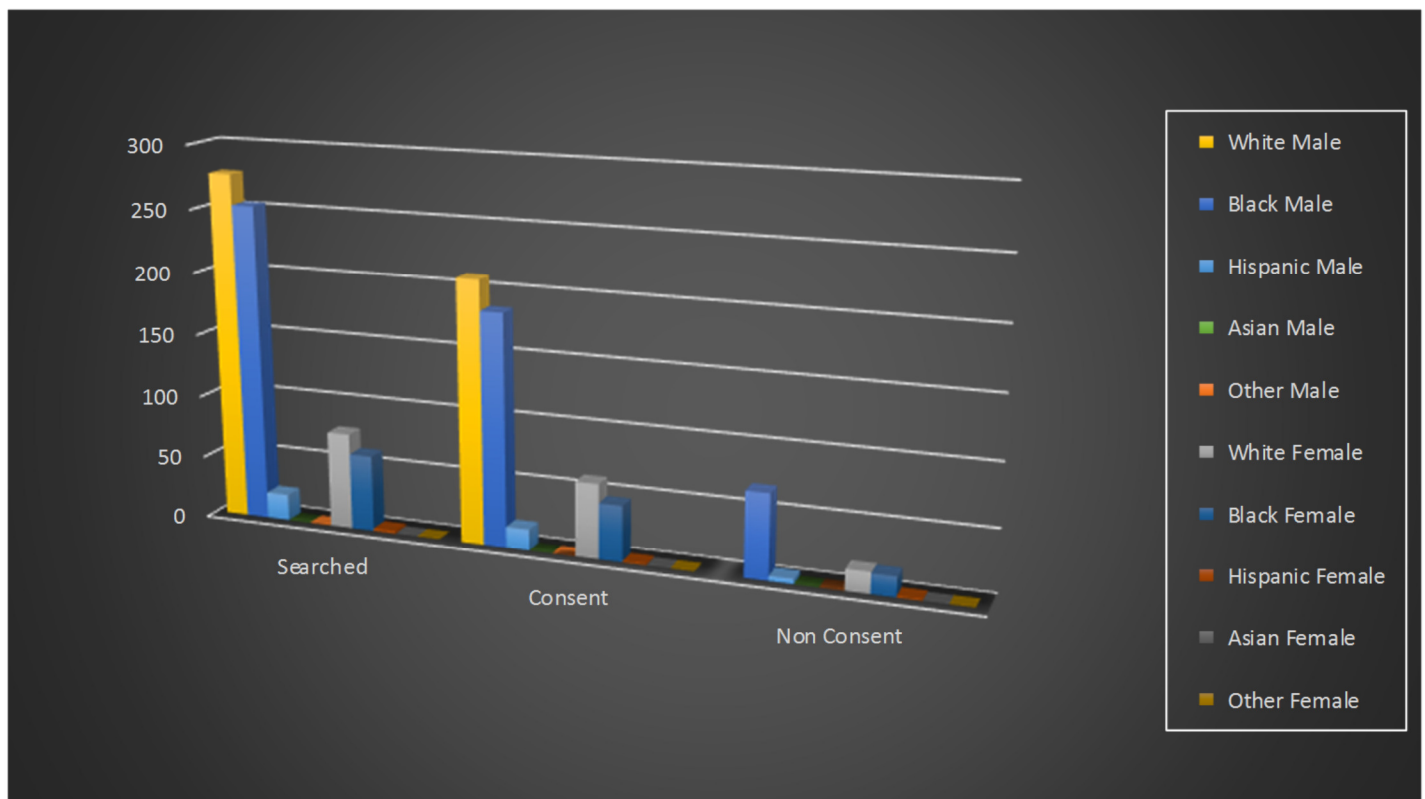
ORANGE POLICE DEPARTMENT 2015 ANNUAL REPORT

CONSENT OR NON-CONSENT SEARCH OF THOSE ARRESTED

People Searched prior to arrest 691 out of 1252

Of the 691 searched: 517 consented 174 were non-consent

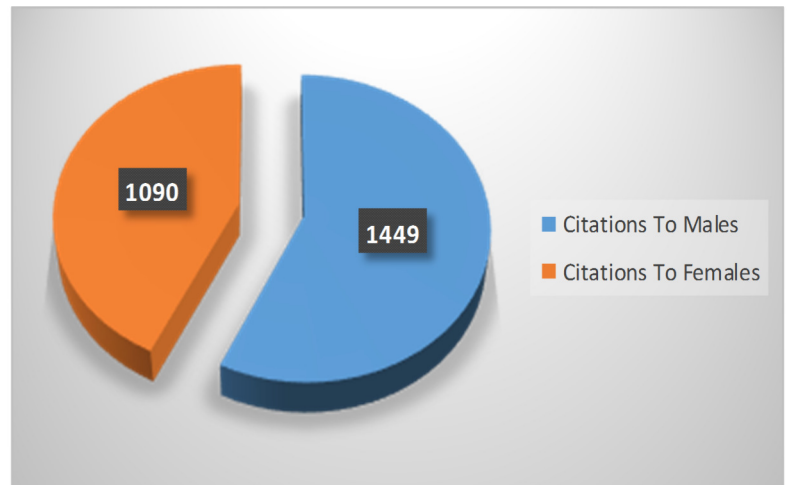
	Searched	Consent	Non Consent
<i>White Male</i>	277	209	68
<i>Black Male</i>	253	185	68
<i>Hispanic Male</i>	21	17	4
<i>Asian Male</i>	0	0	0
<i>Other Male</i>	0	0	0
<i>White Female</i>	77	60	17
<i>Black Female</i>	61	45	16
<i>Hispanic Female</i>	2	1	1
<i>Asian Female</i>	0	0	0
<i>Other Female</i>	0	0	0
<i>TOTAL</i>	691	517	174



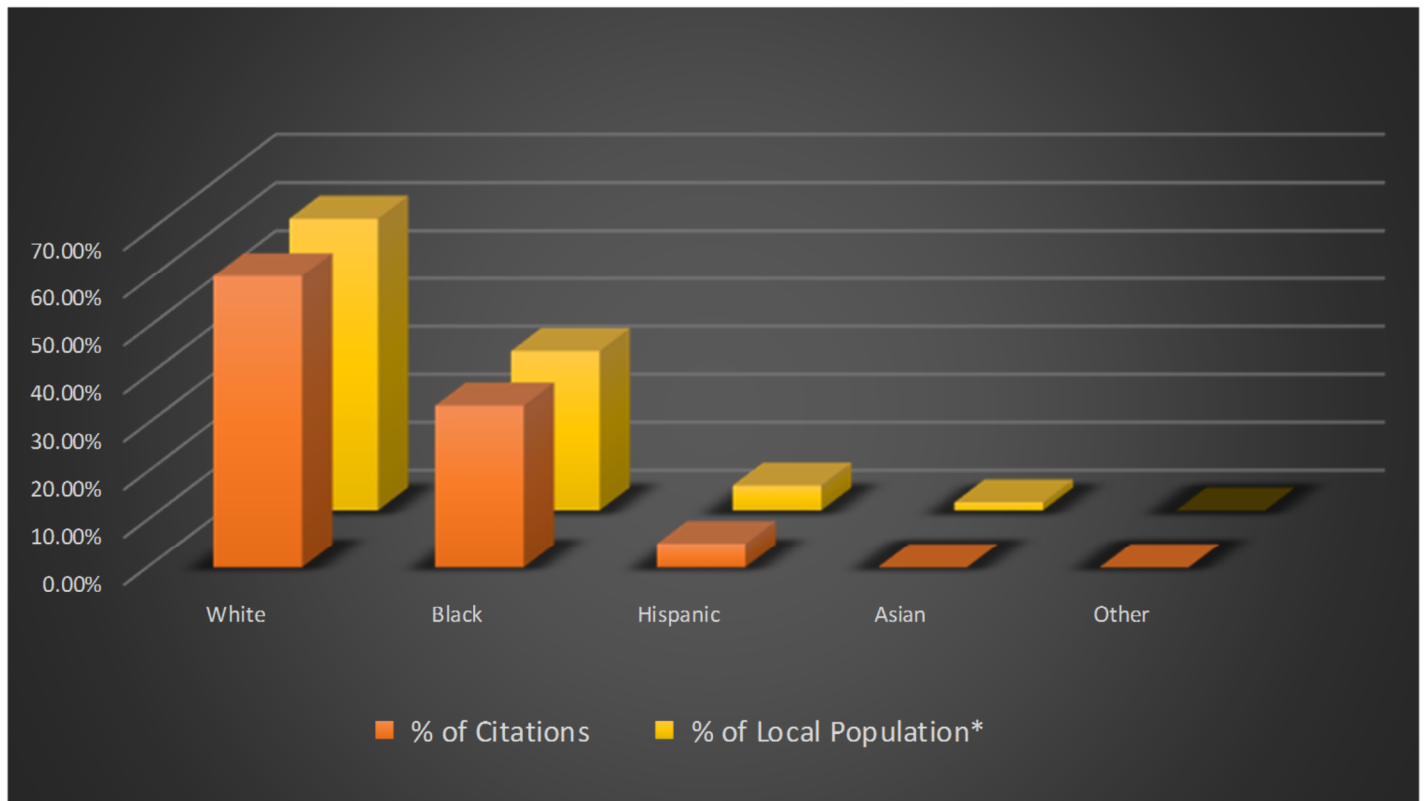
ORANGE POLICE DEPARTMENT 2015 ANNUAL REPORT

TRAFFIC CITATION INFORMATION

Citations To Males	1449
Citations To Females	1090
Total Male/Female	2539



Race	White	Black	Hispanic	Asian	Other
Number of Citations	1547	859	127	3	3
Percent of Citations	60.93%	33.84%	5.01%	0.12%	0.12%
Percent of Local Population	60.9%	33.2%	5.2%	1.7%	0.00%



ORANGE POLICE DEPARTMENT 2015 ANNUAL REPORT

CITATION INFORMATION

People searched while receiving citations - 101 out of 2539

Of the 101 searched - 88 consented and 13 were non-consent

	Searched	Consent	Non Con
<i>White Male</i>	38	34	4
<i>Black Male</i>	38	32	6
<i>Hispanic Male</i>	9	8	1
<i>Asian Male</i>	0	0	0
<i>Other Male</i>	0	0	0
<i>White Female</i>	8	7	1
<i>Black Female</i>	8	7	1
<i>Hispanic Female</i>	0	0	0
<i>Asian Female</i>	0	0	0
<i>Other Female</i>	0	0	0
Totals	101	88	13

