



2019

Orange Police Department Annual Report



ORANGE POLICE DEPARTMENT 2019 ANNUAL REPORT

Table of Contents

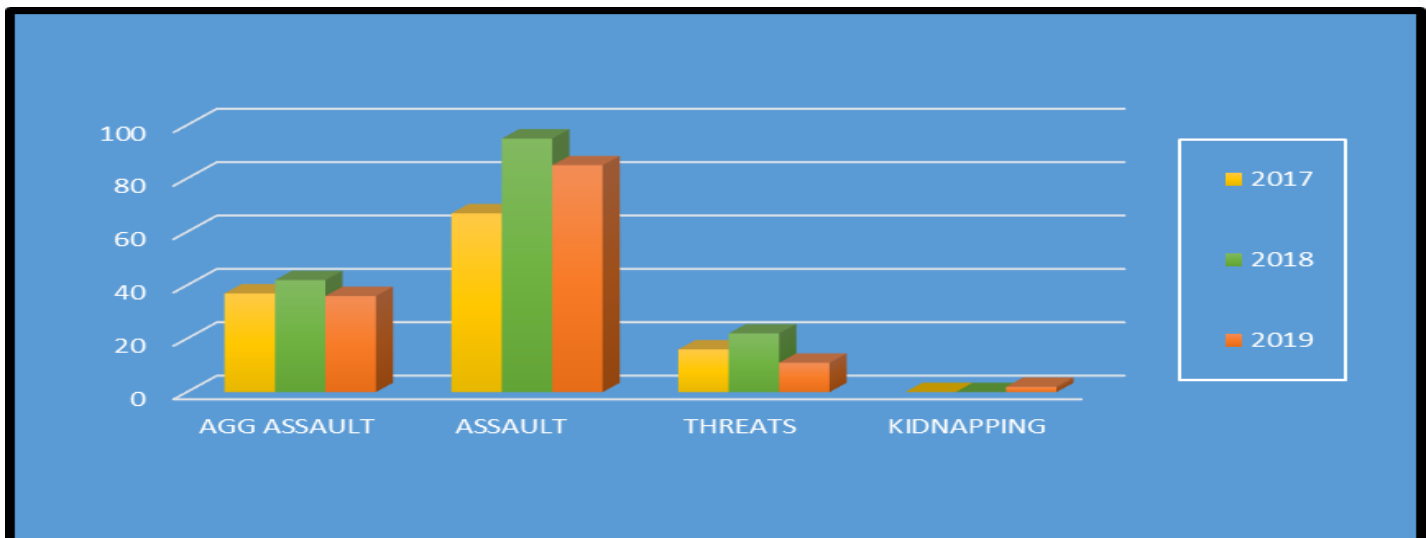
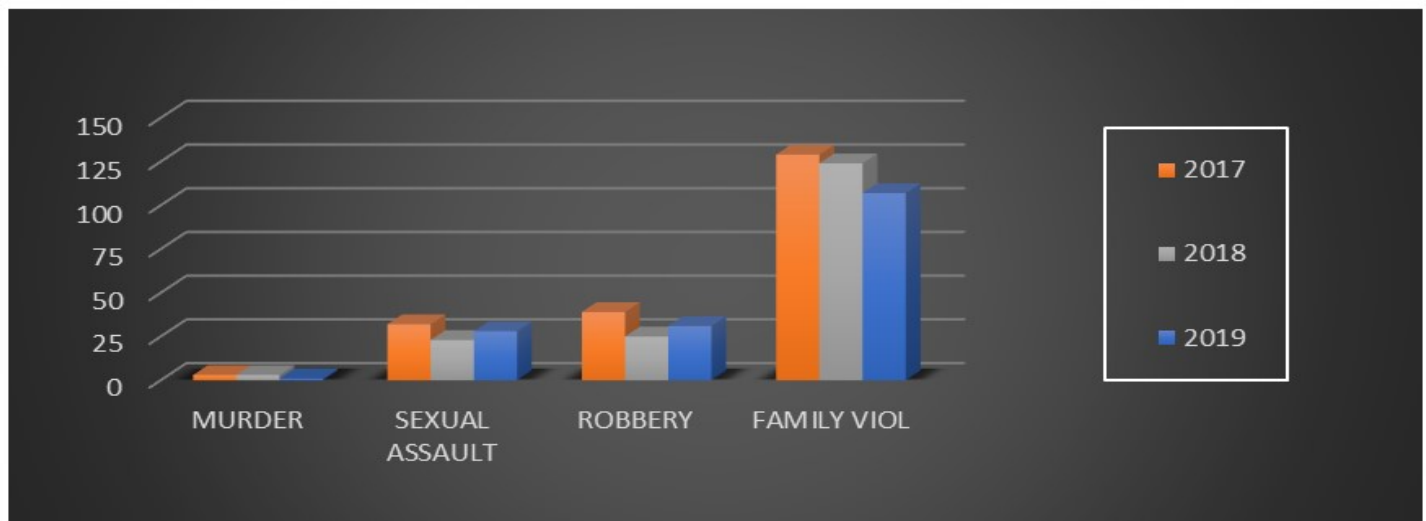
Crimes Against Person with a Report Filed	3
Crimes Against Property with a Report Filed	4
Calls for Service	5
Arrest (17 and Up)	6
Juvenile Detention Statistics	7
Alarms	8
Citations	9 thru 11
Detective Division Yearly Summary	12
Racial Profiling 2018	13
Racial Profiling Statistics	14 thru 18

**Statistical Information Compiled and Book Published by:
Major Sparky Robinson And CIS Manager Mike Zeto**

ORANGE POLICE DEPARTMENT 2019 ANNUAL REPORT

CRIMES AGAINST PERSONS WITH A REPORT FILED 2017—2019

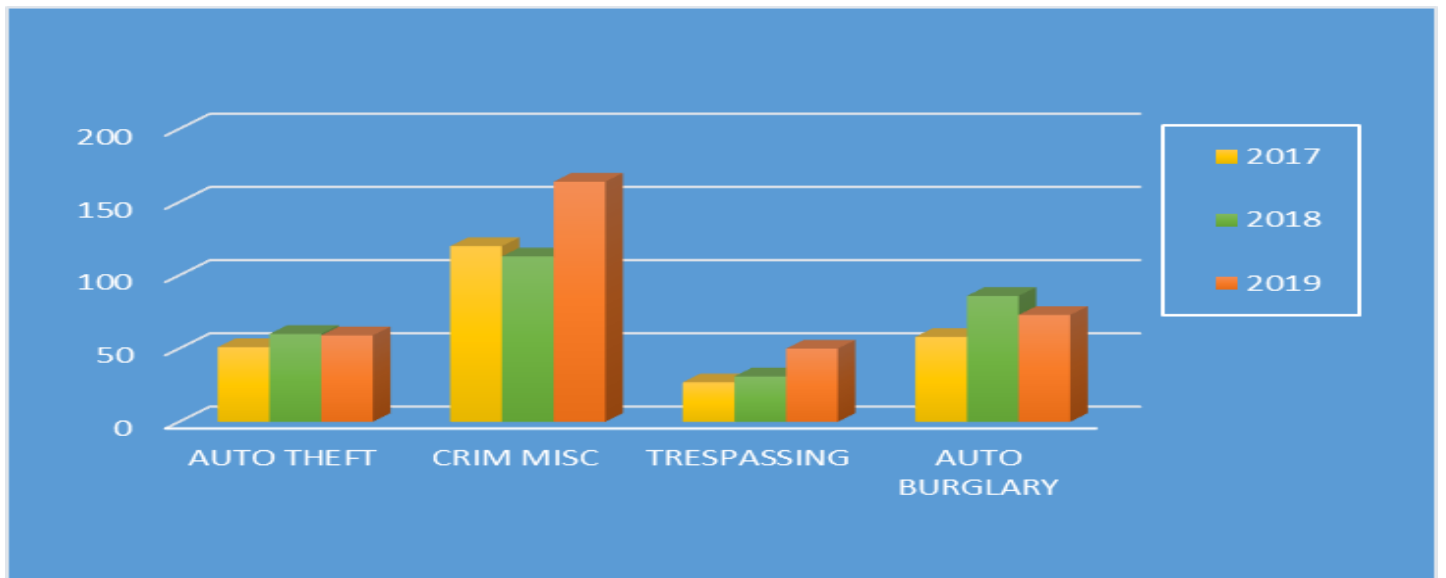
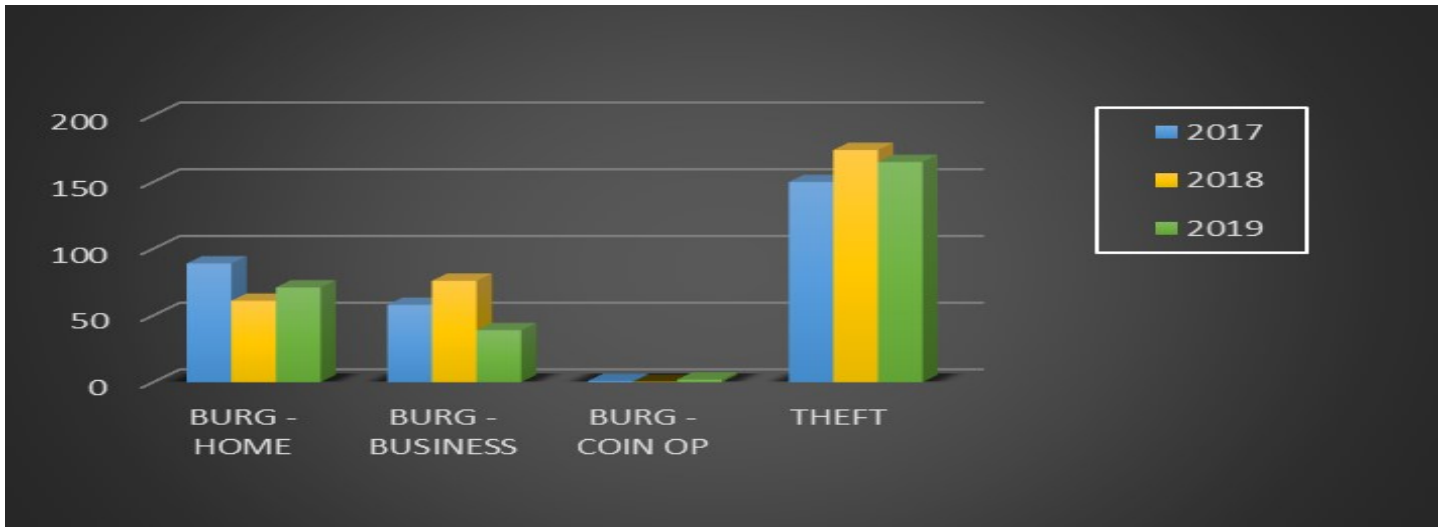
	2017	2018	2019
MURDER	3	3	1
SEXUAL-ASSAULT	32	23	28
ROBBERY	39	25	31
FAMILY VIOLENCE	129	124	107
AGGRAVATED ASSAULT	37	42	36
ASSAULT	67	95	85
THREATS	16	22	11
KIDNAPPING	0	0	2
TOTAL	323	334	301



ORANGE POLICE DEPARTMENT 2019 ANNUAL REPORT

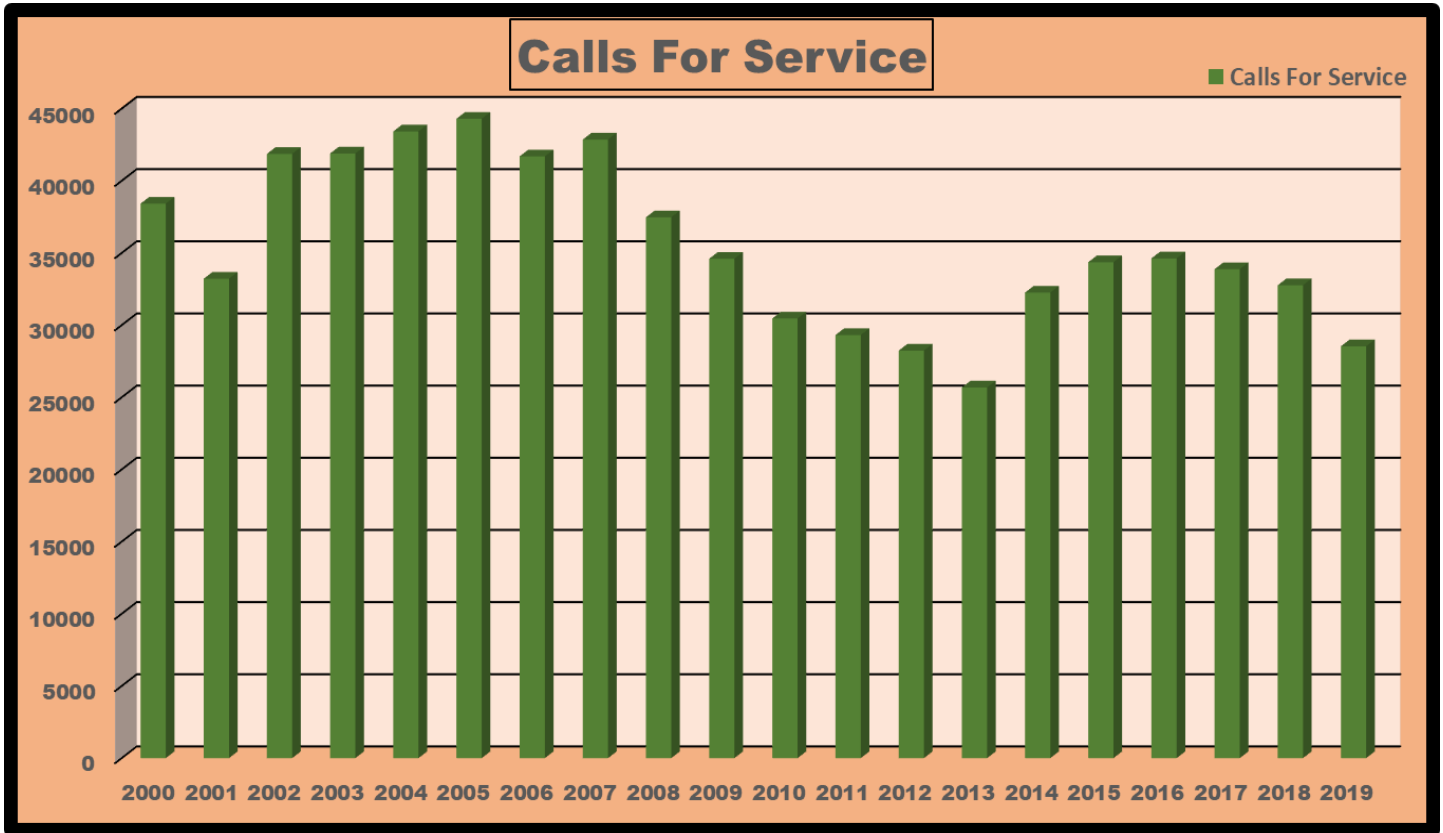
CRIMES AGAINST PROPERTY WITH A REPORT FILED 2017—2019

	2017	2018	2019
BURGLARY - HOME	89	61	71
BURGLARY - BUSINESS	58	76	39
BURGLARY - COIN OP	1	0	2
THEFT	150	174	165
AUTO THEFT	51	60	59
CRIMINAL MISCHIEF	120	113	164
TRESPASSING	27	31	50
AUTO BURGLARY	58	86	73
TOTAL	554	601	623



ORANGE POLICE DEPARTMENT 2019 ANNUAL REPORT

CALLS FOR SERVICE 2000—2019



2019 Calls for Service = 28,536

Year - Total

2000 - 38,417
2001 - 33,216
2002 - 41,866
2003 - 41,892
2004 - 43,419
2005 - 44,299
2006 - 41,692
2007 - 42,859
2008 - 37,471
2009 - 34,597

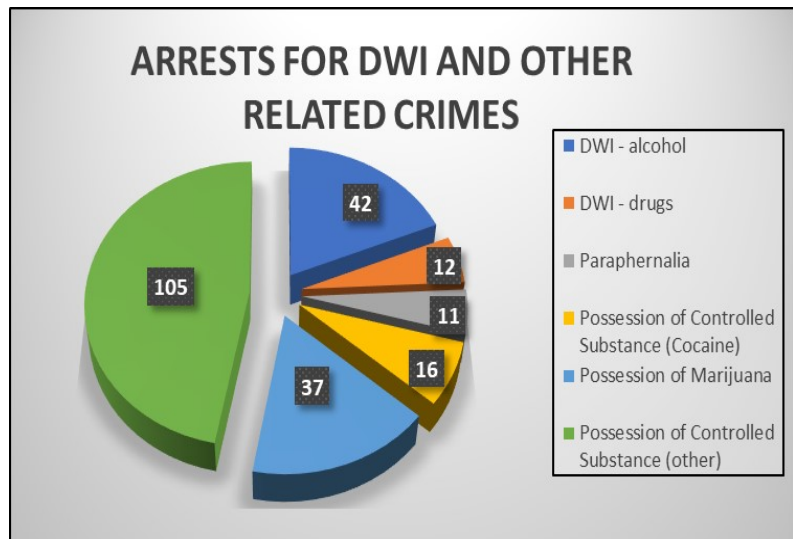
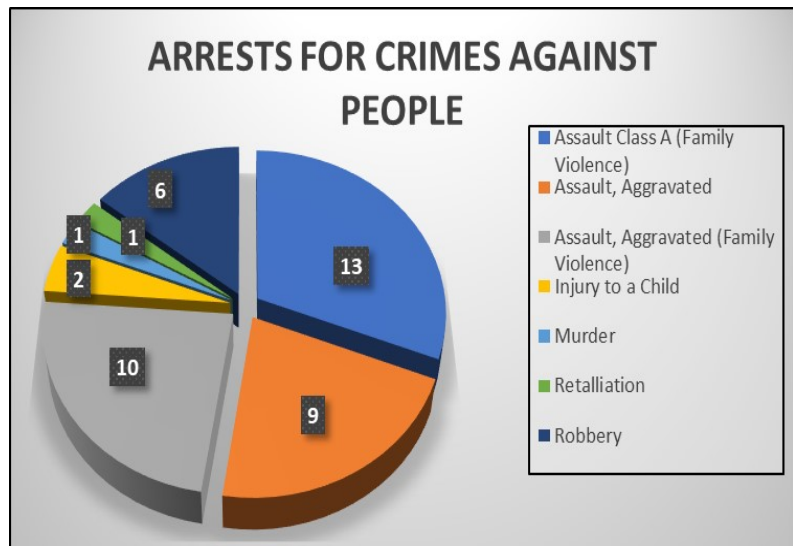
Year - Total

2010 - 30,462
2011 - 29,314
2012 - 28,234
2013 - 25,680
2014 - 32,254
2015 - 34,358
2016 - 34,624
2017 - 33,875
2018 - 32,763
2019 - 28,536

ORANGE POLICE DEPARTMENT

2019 ANNUAL REPORT ADULT ARRESTS — TOTAL CHARGES

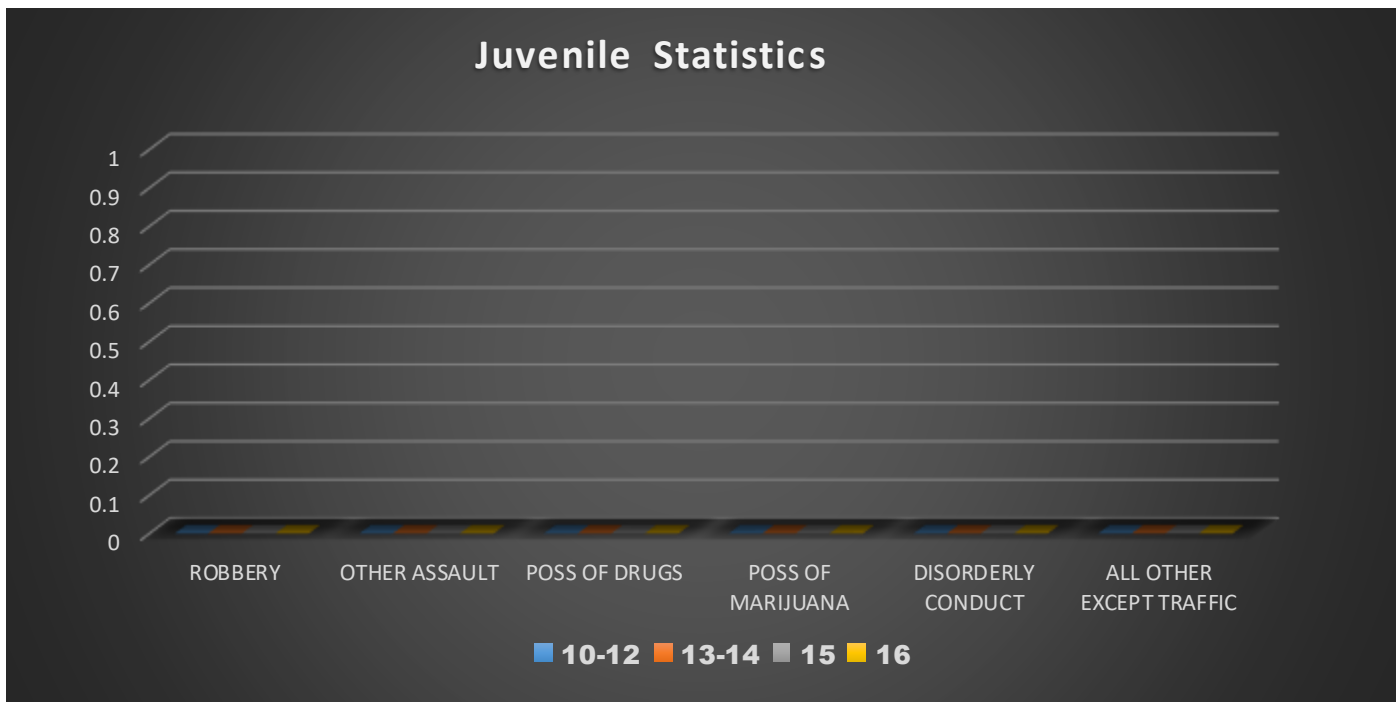
Assault Class A (Family Violence)	13
Assault Class C	1
Assault, Aggravated	9
Assault, Aggravated (Family Violence)	10
Burglary - Residential	6
Burglary - Business	2
Burglary - Vehicle	1
City Ordinance, Open Container	4
Criminal Mischief	4
Criminal Trespass	63
Disorderly Conduct	22
DWI - alcohol	42
DWI - drugs	12
Evading Detention	10
Fail to ID to Police Officer	19
Forgery	0
Injury to a Child	2
Injury to an Elderly Person	0
Murder	1
No Liability Insurance	14
Paraphernalia	11
Possession of Controlled Substance (Cocaine)	16
Possession of Controlled Substance (other)	105
Possession of Marijuana	37
Public Intoxication	140
Retaliation	1
Robbery	6
Theft, State Jail Felony	3
Theft Class A	0
Theft Class B	3
Theft Class C	2
Unauthorized Use of Vehicle	2
Unlawfully Carrying of a Weapon	16
Warrant Municipal Court Orange	409
Warrants, All Other	385
Traffic Arrest	47
All other Criminal	65
Total	1492



ORANGE POLICE DEPARTMENT 2019 ANNUAL REPORT

JUVENILE DETENTION STATISTICS

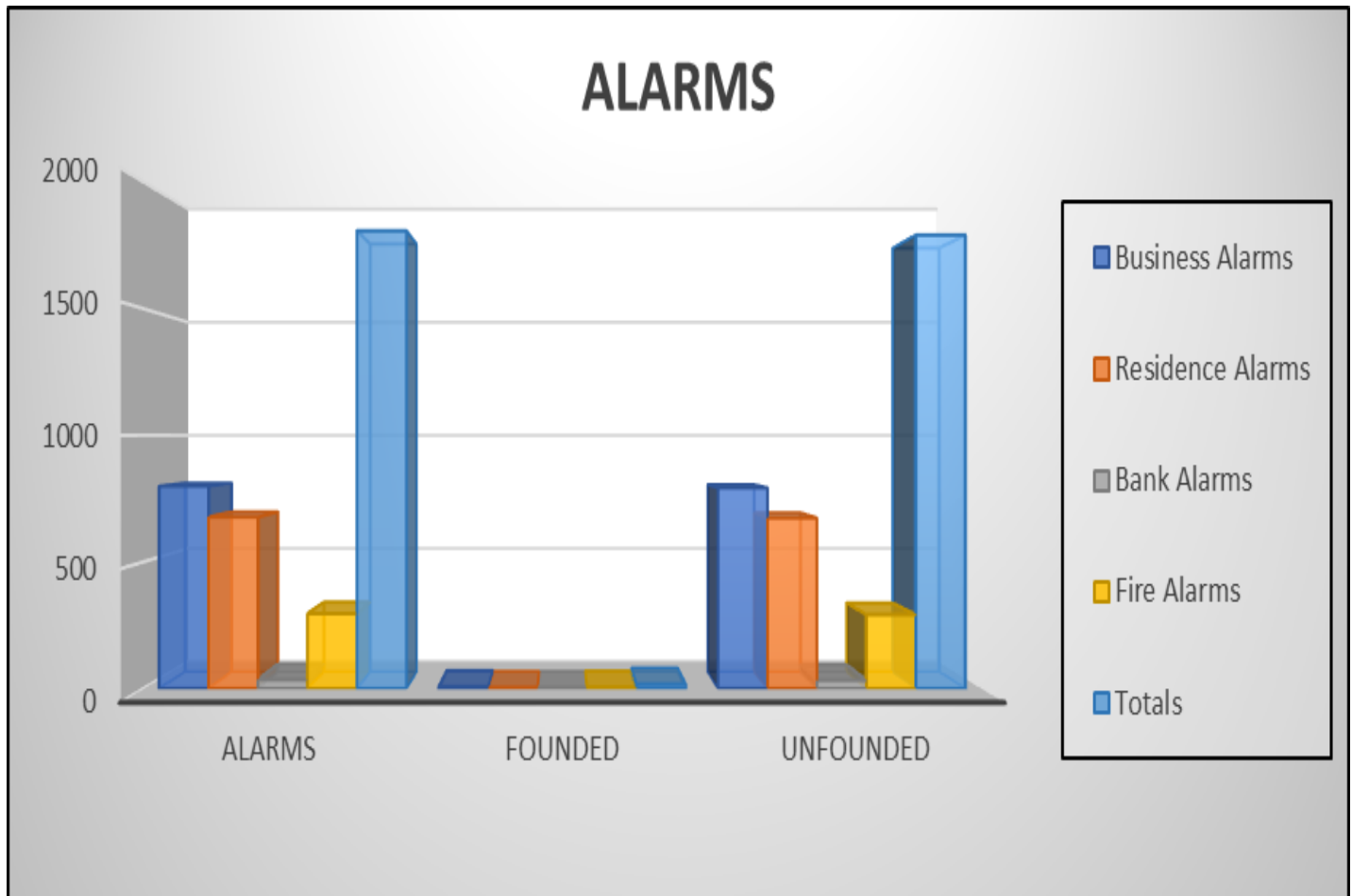
Age Group	10/12	13/14	15	16	TOTALS
ROBBERY					
AGGRAVATED ASSAULT					
OTHER ASSAULT					
BURGLARY					
THEFT					
THEFT MOTOR VEHICLE					
VANDALISM					
POSSESSION OF DRUGS					
POSS OF MARIJUANA					
PUBLIC INTOXICATION					
DUI					
DISORDERLY CONDUCT					
ALL OTHER EXCEPT TRAFFIC					
RUNAWAYS					
TOTALS	0	0	0	0	0



ORANGE POLICE DEPARTMENT 2019 ANNUAL REPORT

ALARMS

Alarm Type	ALARMS	FOUNDED	UNFOUNDED	% UNFOUNDED
Business Alarms	799	7	792	99.12%
Residence Alarms	677	3	673	99.41%
Bank Alarms	35	2	33	94.29%
Fire Alarms	296	5	292	98.65%
Totals	1807	17	1790	99.06%



ORANGE POLICE DEPARTMENT 2018 ANNUAL REPORT

CITATIONS

Citations	
No Liability Insurance	293
Allow Child to Ride Unsecured	10
Allow Unlicensed Driver to Drive	1
Defective Equipment	26
Disregard Railroad Crossing	1
Driver No Seat Belt	2
Expired License Plates	156
Fail to Change Address	5
Fail to Control Speed	126
Fail to Stay in Single Marked Lane	42
Fail to Stop and Give Information	0
Fail to Yield Right of Way	119
Head/Tail Light Violation	5
Improper Backing	5
Improper Lane Changes	18
Improper Left/Right Turn	31
Littering	0
Negligent Collision	0
No Current MVI Sticker	3
No Motorcycle License	1
No Operators License	342
One License Plate	6
Parked - Fire Lane	1
Parked - Handicapped Zone	9
Parked - No Parking Zone	3
Rider - No Seat Belt	10
Running Red Light	69
Running Stop Sign	65
Speeding	108
Straight From Turn Lane Only	0
Unregistered Motor Vehicle	20
Unsafe Passing	4
Citation All Other	180
Total Citations	1661

ORANGE POLICE DEPARTMENT 2019 ANNUAL REPORT

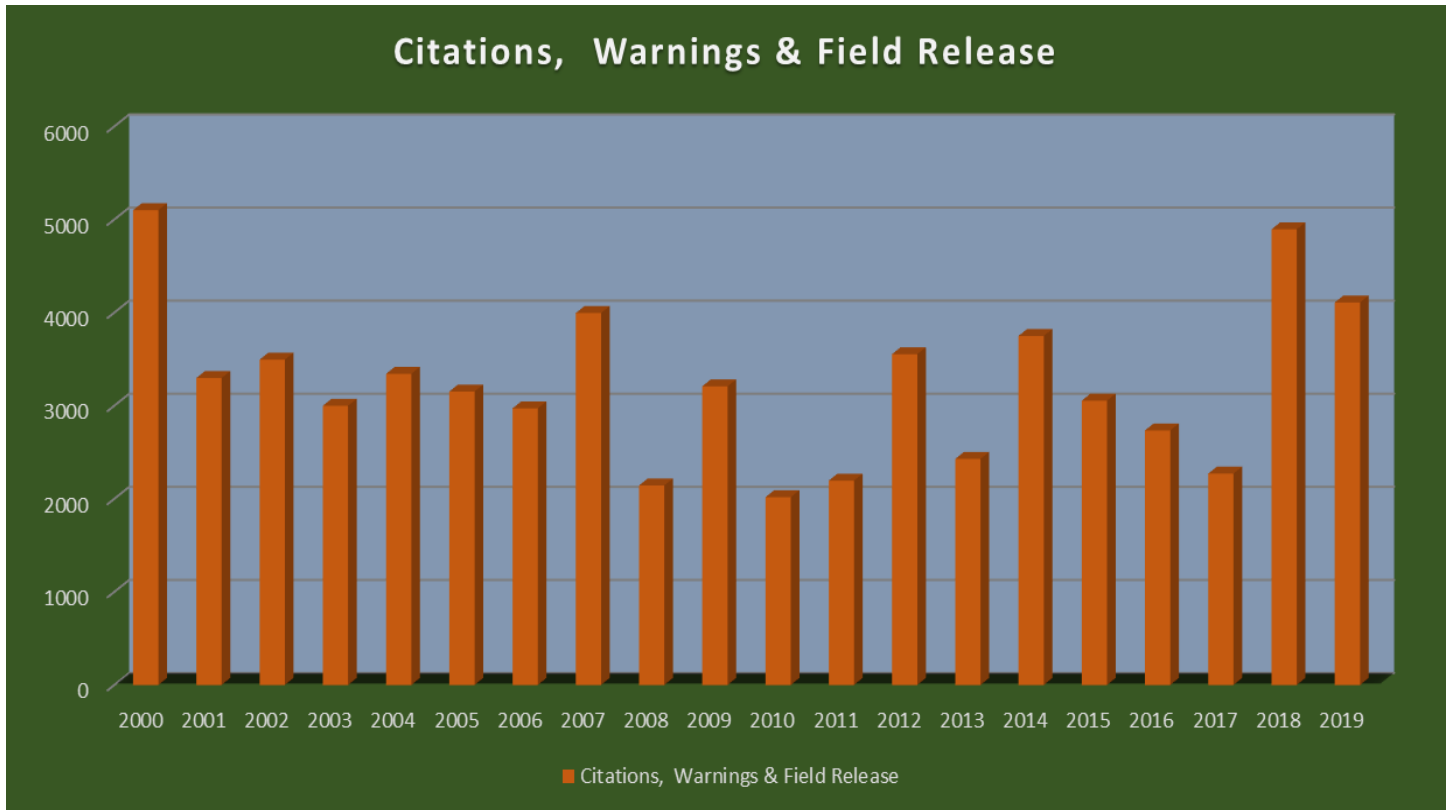
CITATIONS

WARNINGS	
Warning/Defective Equipment	748
Warning/Disregarding Traffic	2
Warning/Expired License Plate	83
Warning/Fail to Signal Intent	112
Warning/Fail to Yield Right of Way	21
Warning/Head/Tail Light Violation	150
Warning/Lane Change	62
Warning/No Current MVI Sticker	0
Warning/No Insurance	9
Warning/No Operators License	33
Warning/No Seat Belt, Driver	4
Warning/No Seat Belt, Passenger	1
Warning/One License Plate	95
Warning/Parking	12
Warning/Running Red Light	43
Warning/Stop Sign	149
Warning/Speeding	280
Warning/Wrong Way on One Way	11
Warning/Unsafe Passing	10
Warning/All Other Offenses	426
Total Warnings	2351

FIELD RELEASE CITATIONS	
City Ordinance Violation	4
Curfew Violation	2
Noise Ordinance From Vehicle	2
Minor In Possession of Alcohol	1
Possession of Drug Paraphernalia	34
Theft Class C	5
Open Container/Drinking in Public	20
Minor in Possession of Tobacco	2
Littering	1
All other	27
Total Field Release Citations	98

ORANGE POLICE DEPARTMENT 2019 ANNUAL REPORT

CITATIONS, WARNINGS & FIELD RELEASE



2019 Yearly Total - 4,110

Year – Total	Year - Total
2000 - 5102	2010 - 2019
2001 - 3299	2011 - 2197
2002 - 3496	2012 - 3555
2003 - 3001	2013 - 2430
2004 - 3344	2014 - 3751
2005 - 3154	2015 - 3056
2006 - 2973	2016 - 2736
2007 - 3997	2017 - 2272
2008 - 2145	2018 - 4896
2009 - 3210	2019 - 4110

ORANGE POLICE DEPARTMENT 2019 ANNUAL REPORT

DETECTIVE DIVISION YEARLY SUMMARY 2019

The Detective Division of the Orange Police Department consists of a Captain, Lieutenant, Eight Detectives, and one Clerk. Four Detectives are assigned to follow up general criminal cases and four Detectives are assigned to Narcotics/Street Crime.

MONTH	CASES ASSIGNED	CHARGES ACCEPTED BY DA	CLEARED BY OTHER MEANS *
JAN	109	28	39
FEB	114	18	43
MAR	117	56	41
APR	123	22	62
MAY	148	50	83
JUN	137	58	76
JUL	118	106	52
AUG	120	23	59
SEP	134	92	65
OCT	120	41	61
NOV	104	70	47
DEC	114	33	20
TOTAL	1458	597	648

* Cleared by other means includes: charges dropped by victim, prosecution declined, restitution made, unfounded, referred to other jurisdiction, and insufficient evidence.

** Assigned cases may contain multiple suspects and/or charges filed.

**ORANGE POLICE DEPARTMENT
2019 ANNUAL REPORT**

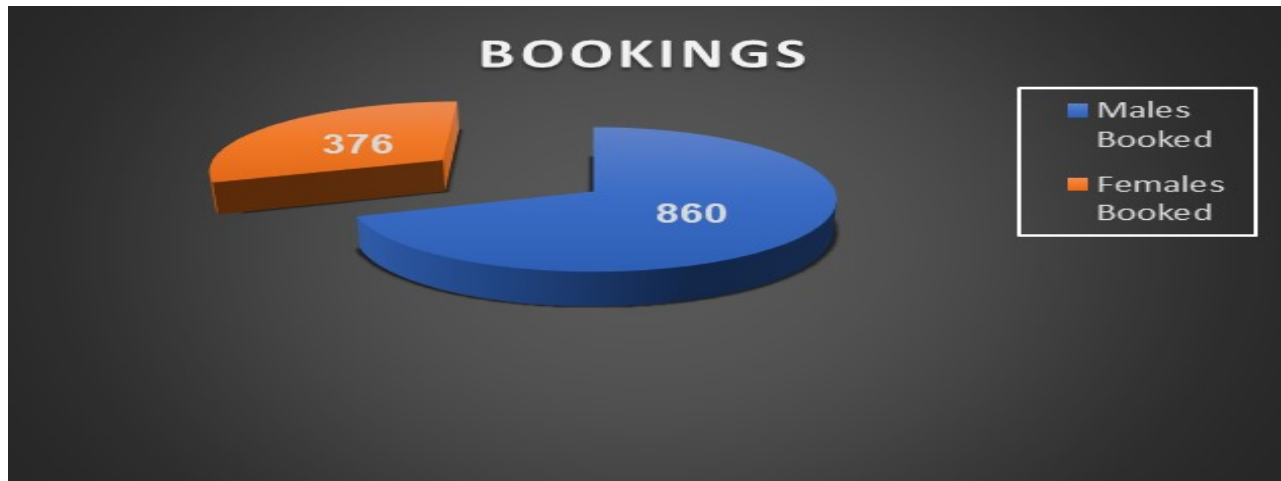
RACIAL

PROFILING

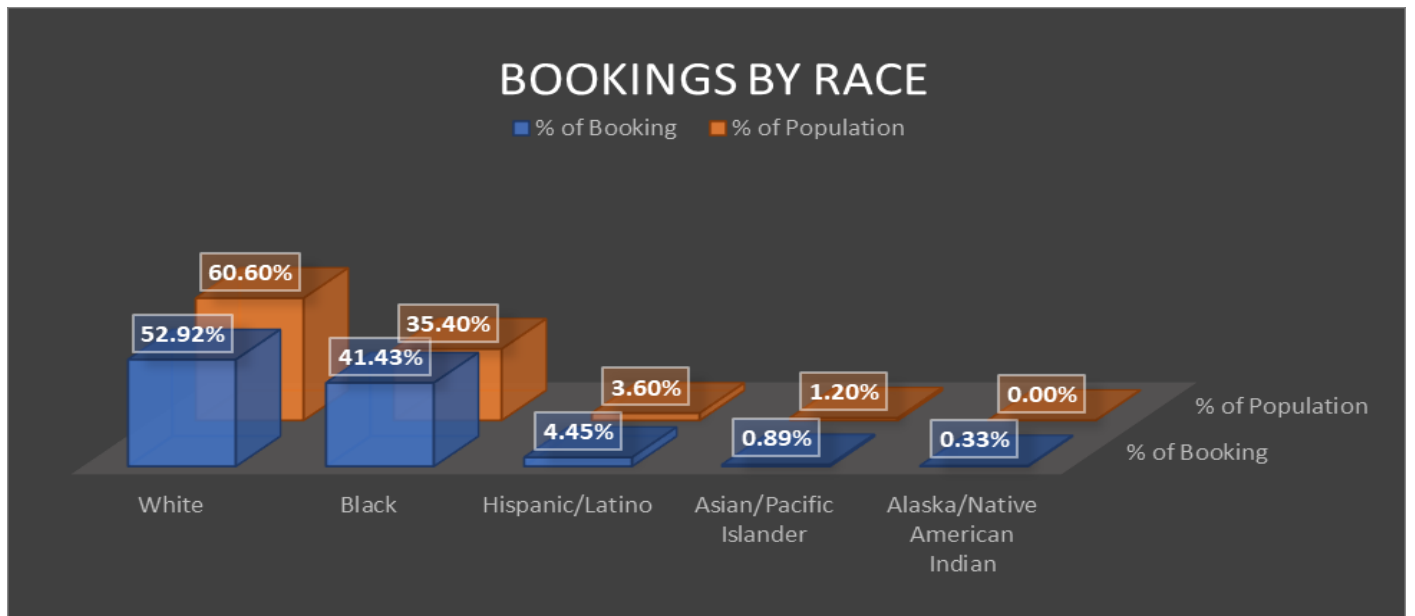
**Statistical information collected and reported pursuant to
Senate Bill 1074**

ORANGE POLICE DEPARTMENT 2019 ANNUAL REPORT

Males Booked	860	Females Booked	376
Total Booked	1236	Total Charges	1492



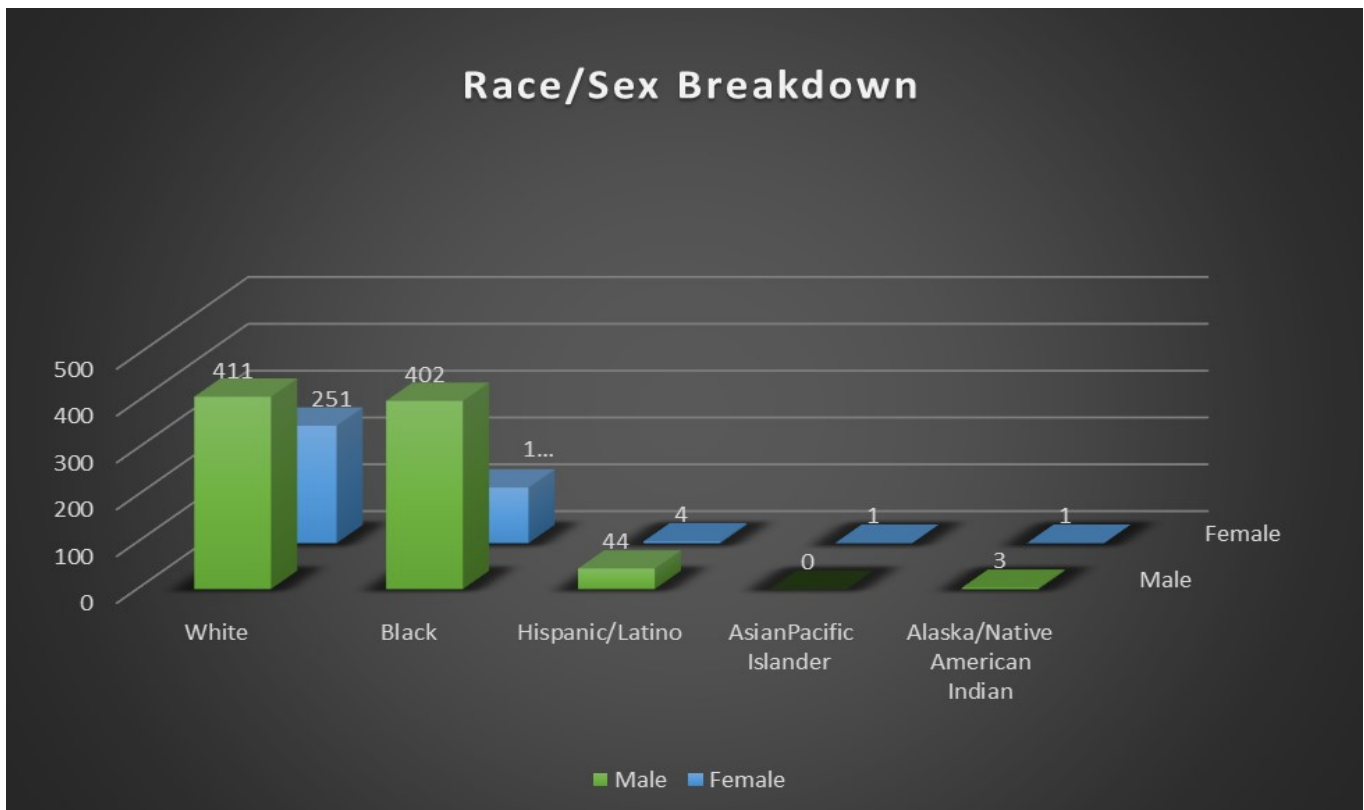
Race	White	Black	Hispanic/Latino	Asian/Pacific Islander	Alaska/Native American Indian
Number of Booked	654	512	55	11	4
Percent of Arrested	52.92%	41.43%	4.45%	0.89%	0.33%
Percent of Local Population	60.6%	35.4%	3.6%	1.2%	0.00%



ORANGE POLICE DEPARTMENT 2019 ANNUAL REPORT

BOOKING INFORMATION

	Male	%	Female	%
<i>White</i>	411	33.26%	251	20.31%
<i>Black</i>	402	32.53%	119	9.63%
<i>Hispanic/Latino</i>	44	3.56%	4	0.33%
<i>Asian/Pacific Islander</i>	0	0.00%	1	0.08%
<i>Alaska/Native American Indian</i>	3	0.25%	1	0.08%
<i>TOTAL</i>	860	69.58%	376	30.42%



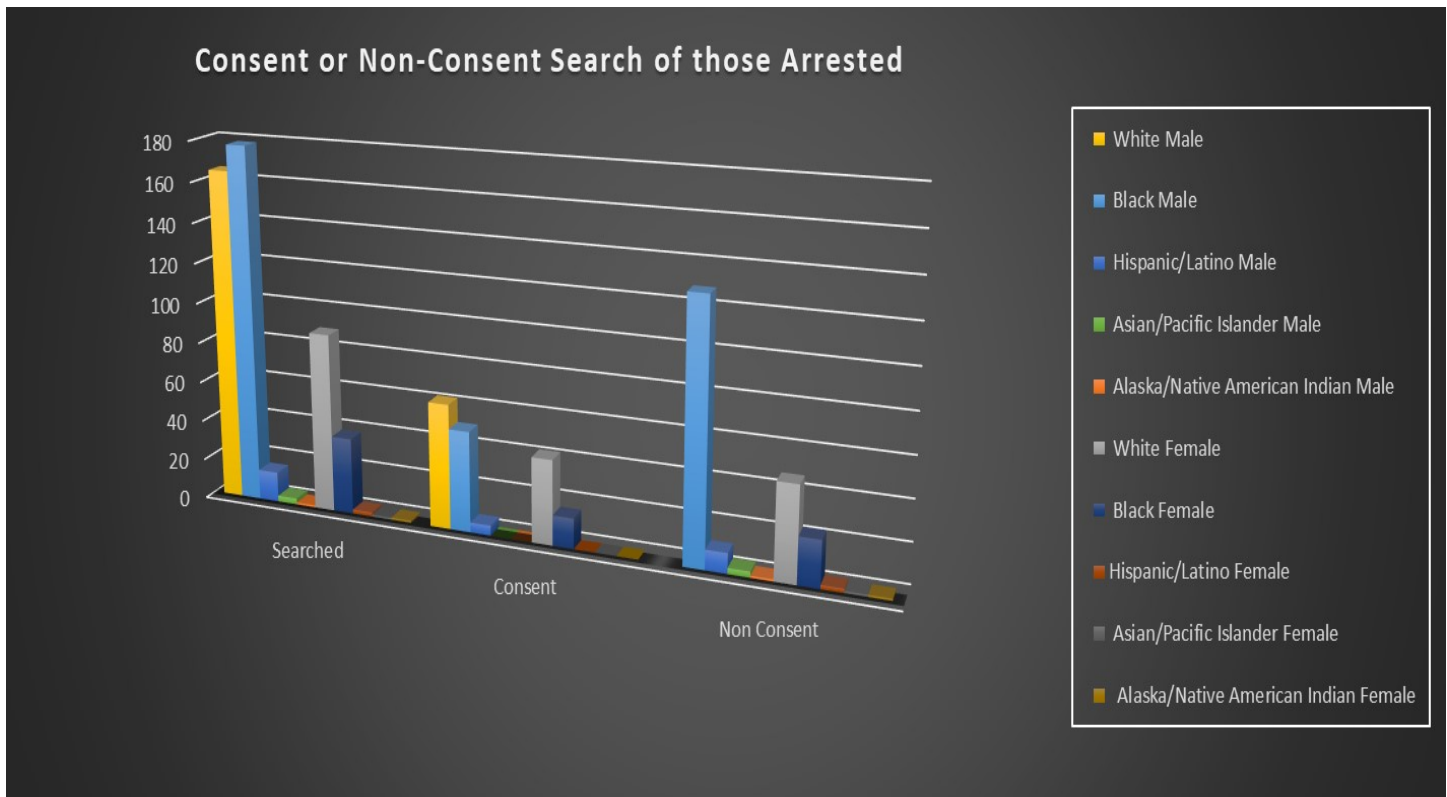
ORANGE POLICE DEPARTMENT 2019 ANNUAL REPORT

CONSENT OR NON-CONSENT SEARCH OF THOSE ARRESTED

People searched prior to arrest 483 out of 1236

Of the 483 searched: 174 consented 309 were non-consent

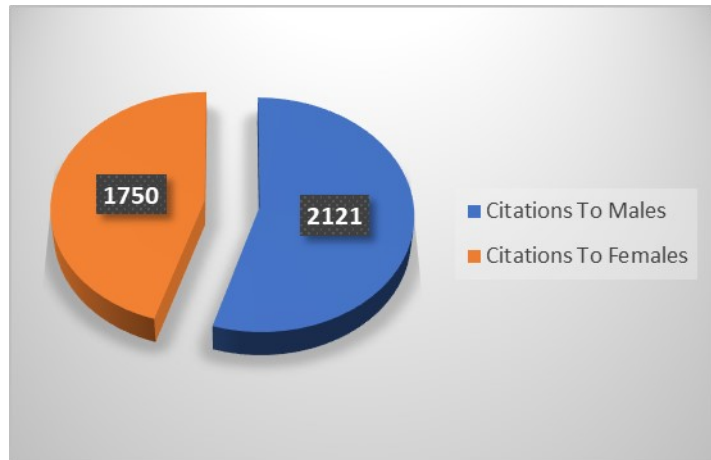
	Searched	Consent	Non Consent
<i>White Male</i>	165	62	93
<i>Black Male</i>	178	50	128
<i>Hispanic/Latino Male</i>	15	5	10
<i>Asian/Pacific Islander Male</i>	3	0	3
<i>Alaska/Native American Indian Male</i>	1	0	1
<i>White Female</i>	89	42	47
<i>Black Female</i>	38	15	23
<i>Hispanic/Latino Female</i>	2	0	2
<i>Asian/Pacific Islander Female</i>	1	0	1
<i>Alaska/Native American Indian Female</i>	1	0	1
TOTAL	483	174	309



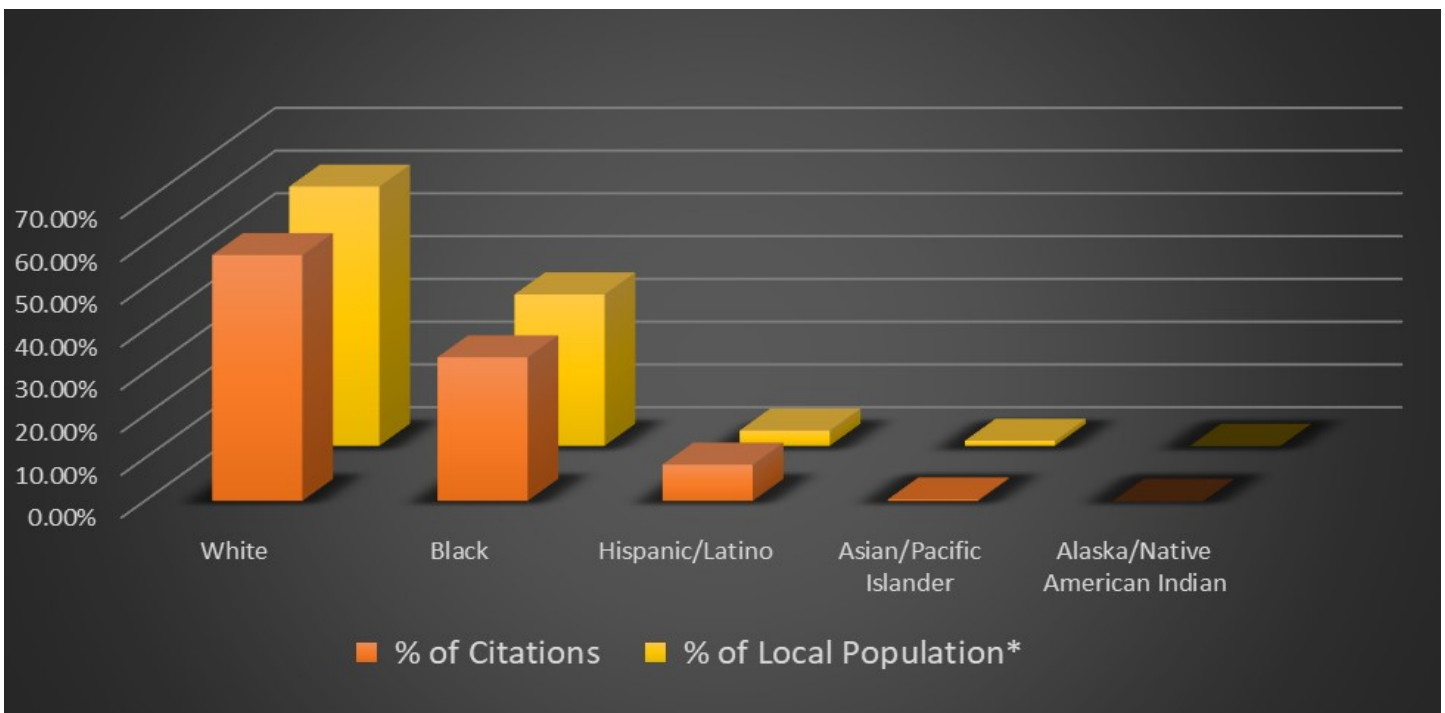
ORANGE POLICE DEPARTMENT 2019 ANNUAL REPORT

TRAFFIC CITATION INFORMATION

Citations To Males	2121
Citations To Females	1473
Total Male/Female	3594



Race	White	Black	Hispanic/Latino	Asian/Pacific Islander	Alaska/Native American Indian
Number of Citations	2066	1207	306	14	1
Percent of Citations	57.49%	33.59%	8.52%	0.39%	0.03%
Percent of Local Population	60.6%	35.4%	3.6%	1.2%	0.00%



ORANGE POLICE DEPARTMENT 2019 ANNUAL REPORT

CITATION INFORMATION

People searched while receiving citations - 464 out of 3594

Of the 464 searched - 345 consented and 119 were non-consent

	Searched	Consent	Non Con
<i>White Male</i>	188	148	40
<i>Black Male</i>	130	89	41
<i>Hispanic/Latino Male</i>	20	18	2
<i>Asian/Pacific Islander Male</i>	1	1	0
<i>Alaska/Native American Indian Male</i>	0	0	0
<i>White Female</i>	87	73	14
<i>Black Female</i>	36	15	21
<i>Hispanic/Latino Female</i>	2	1	1
<i>Asian/Pacific Female</i>	0	0	0
<i>Alaska/Native American Indian Female</i>	0	0	0
Totals	464	345	119

People Searched While Receiving Citations

