



2018

Orange Police Department Annual Report



ORANGE POLICE DEPARTMENT 2018 ANNUAL REPORT

Table of Contents

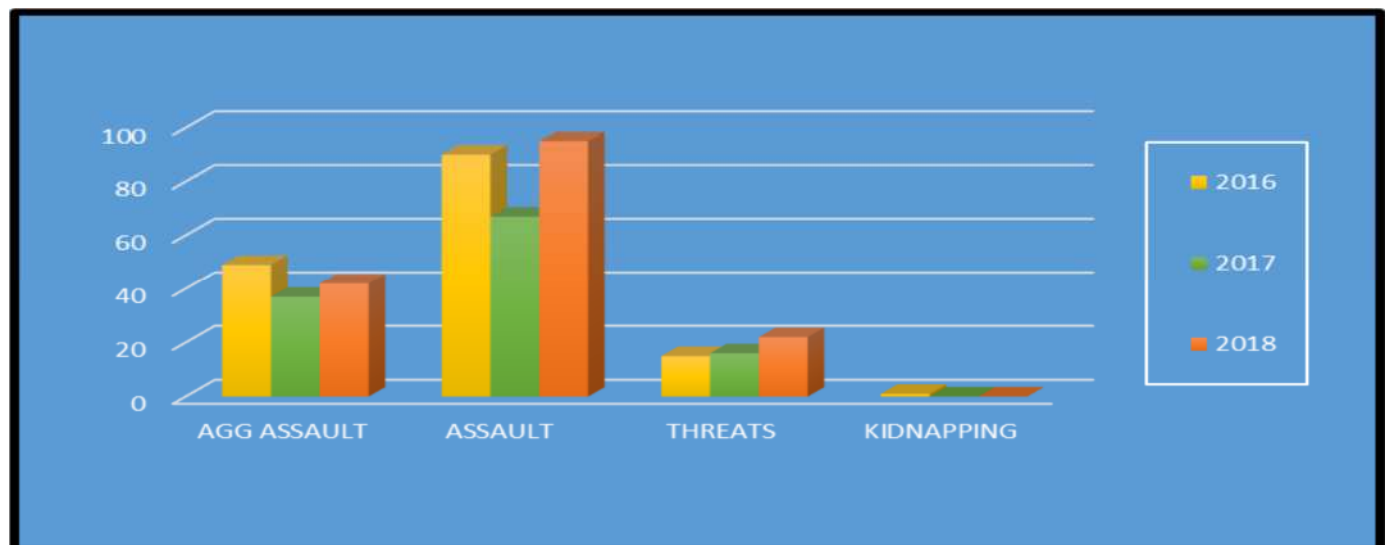
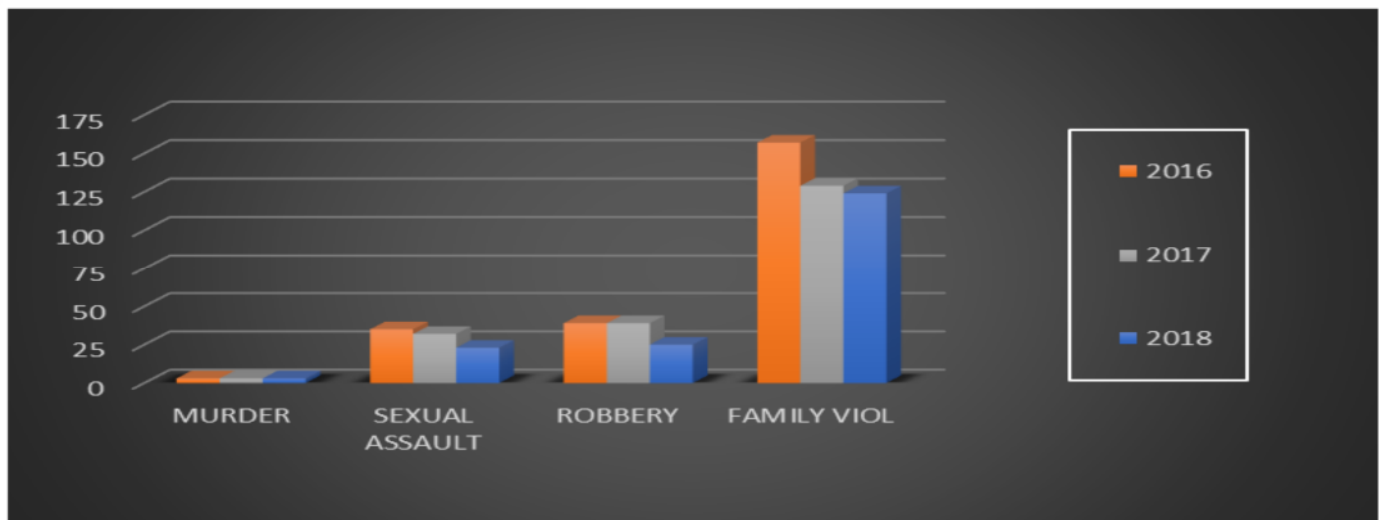
Crimes Against Person with a Report Filed	3
Crimes Against Property with a Report Filed	4
Calls for Service	5
Arrest (17 and Up)	6
Juvenile Detention Statistics	7
Alarms	8
Citations	9 thru 11
Detective Division Yearly Summary	12
Racial Profiling 2018	13
Racial Profiling Statistics	14 thru 18

**Statistical Information Compiled and Book Published by:
Major Sparky Robinson And CIS Manager Mike Zeto**

ORANGE POLICE DEPARTMENT 2018 ANNUAL REPORT

CRIMES AGAINST PERSONS WITH A REPORT FILED 2016—2018

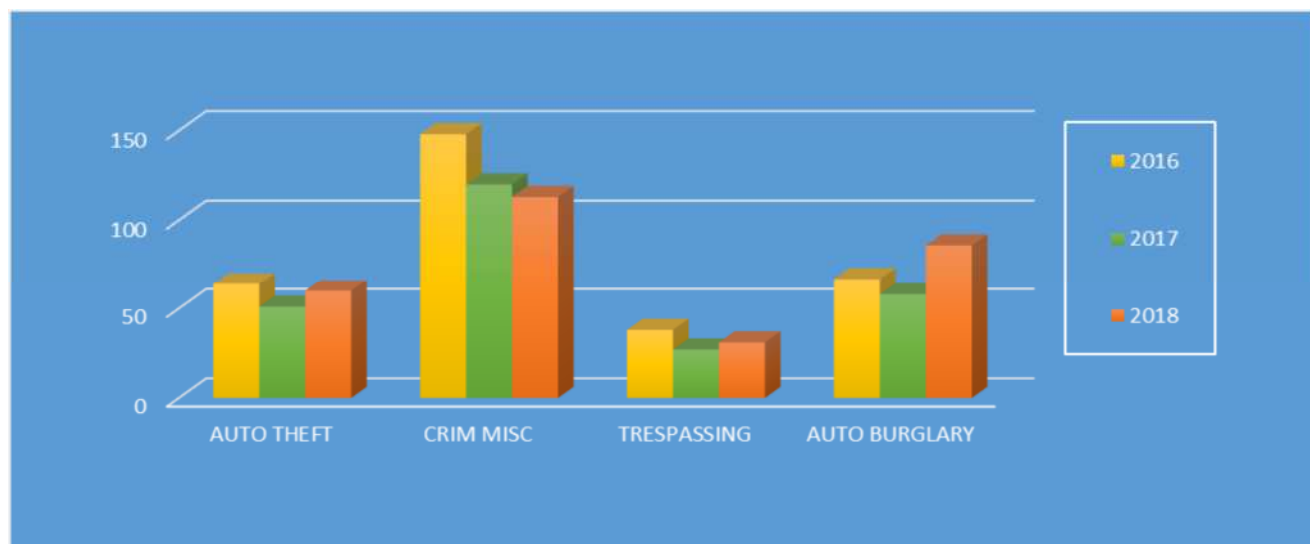
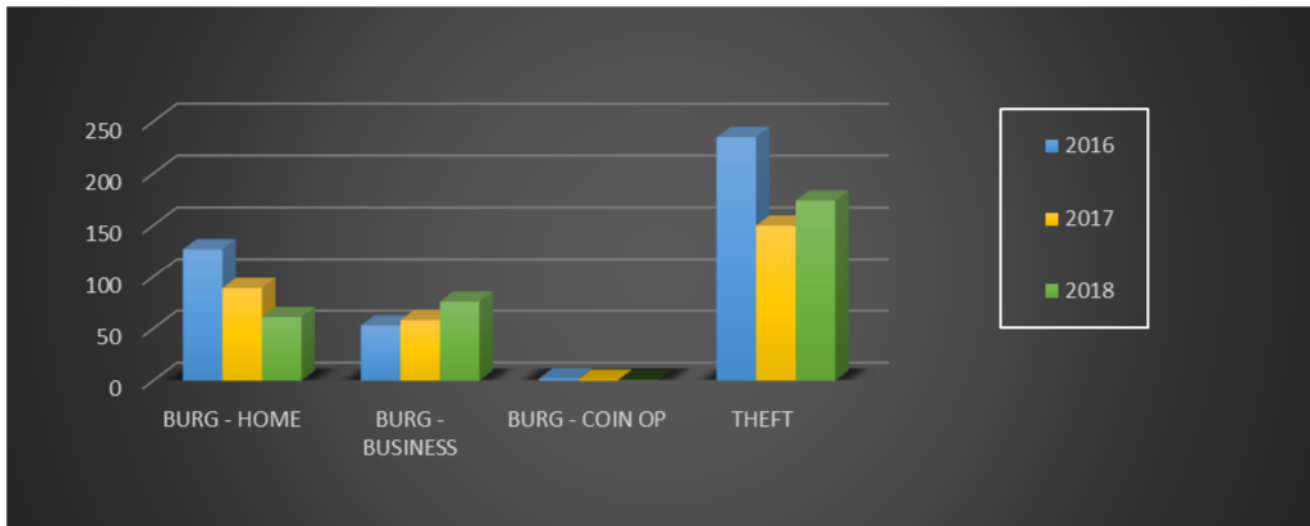
	2016	2017	2018
MURDER	3	3	3
SEXUAL-ASSAULT	35	32	23
ROBBERY	39	39	25
FAMILY VIOLENCE	157	129	124
AGGRAVATED ASSAULT	49	37	42
ASSAULT	90	67	95
THREATS	15	16	22
KIDNAPPING	1	0	0
TOTAL	389	323	334



ORANGE POLICE DEPARTMENT 2018 ANNUAL REPORT

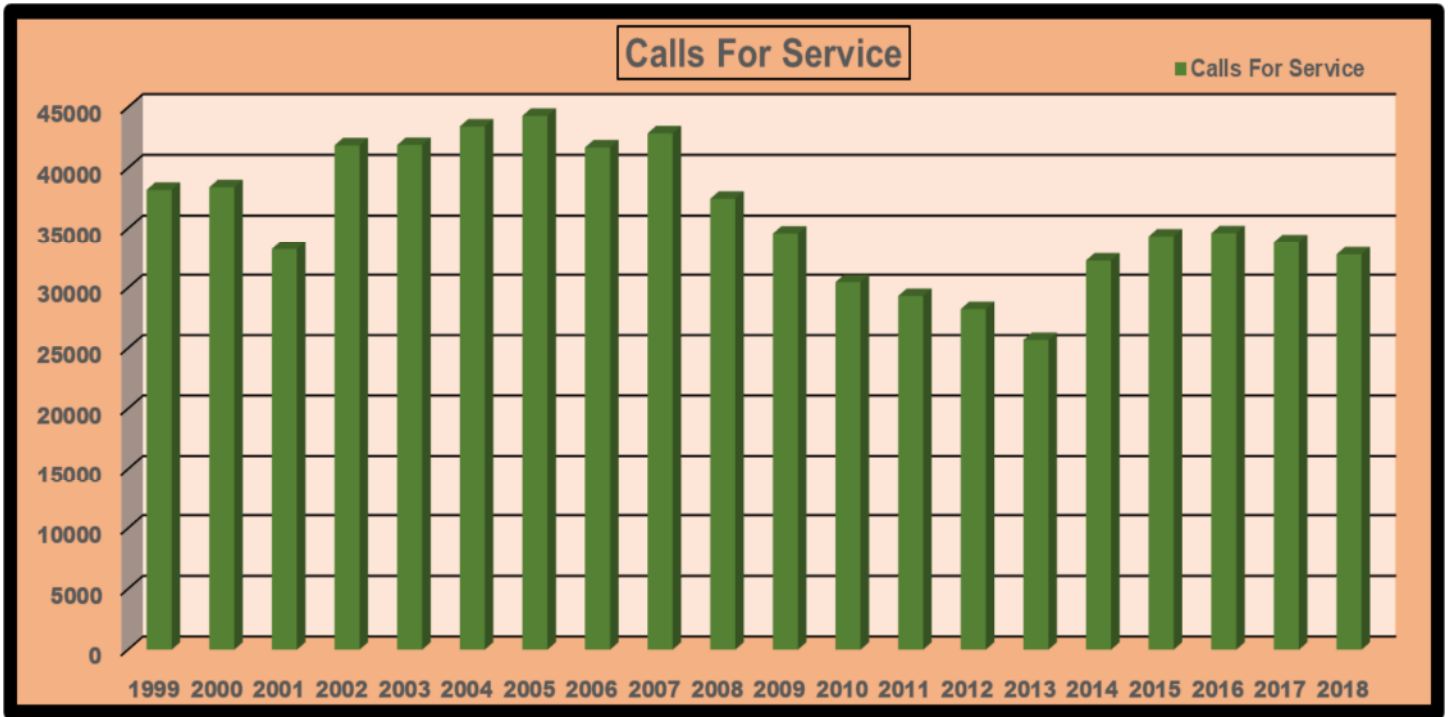
CRIMES AGAINST PROPERTY WITH A REPORT FILED 2016—2018

	2016	2017	2018
BURGLARY - HOME	127	89	61
BURGLARY - BUSINESS	53	58	76
BURGLARY - COIN OP	2	1	0
THEFT	235	150	174
AUTO THEFT	64	51	60
CRIMINAL MISCHIEF	148	120	113
TRESPASSING	38	27	31
AUTO BURGLARY	67	58	86
TOTAL	734	554	601



ORANGE POLICE DEPARTMENT 2018 ANNUAL REPORT

CALLS FOR SERVICE 1998—2018



2018 Calls for Service = 32,763

Year - Total

1999 - 38,204
 2000 - 38,417
 2001 - 33,216
 2002 - 41,866
 2003 - 41,892
 2004 - 43,419
 2005 - 44,299
 2006 - 41,692
 2007 - 42,859
 2008 - 37,471

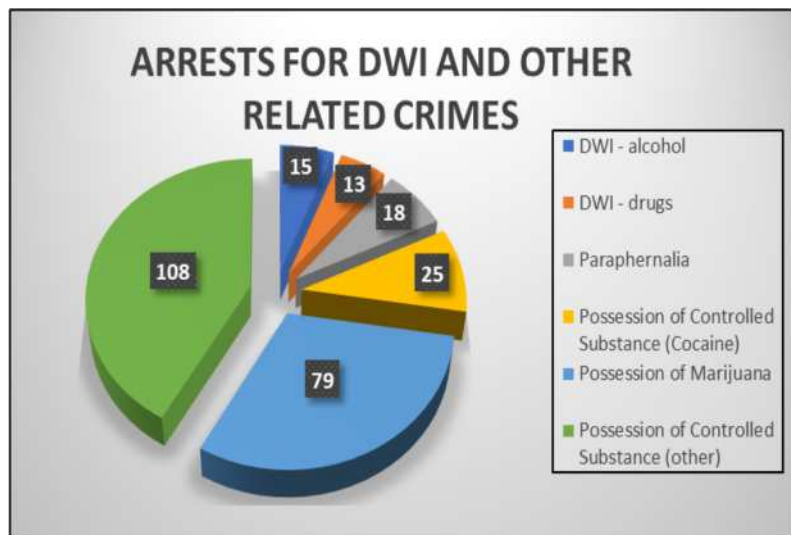
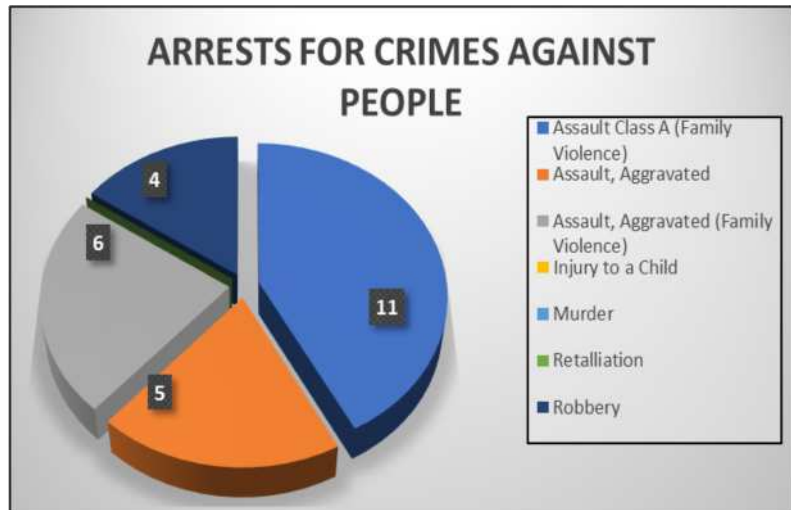
Year - Total

2009 - 34,597
 2010 - 30,462
 2011 - 29,314
 2012 - 28,234
 2013 - 25,680
 2014 - 32,254
 2015 - 34,358
 2016 - 34,624
 2017 - 33,875
 2018 - 32,763

ORANGE POLICE DEPARTMENT

2018 ANNUAL REPORT ADULT ARRESTS — TOTAL CHARGES

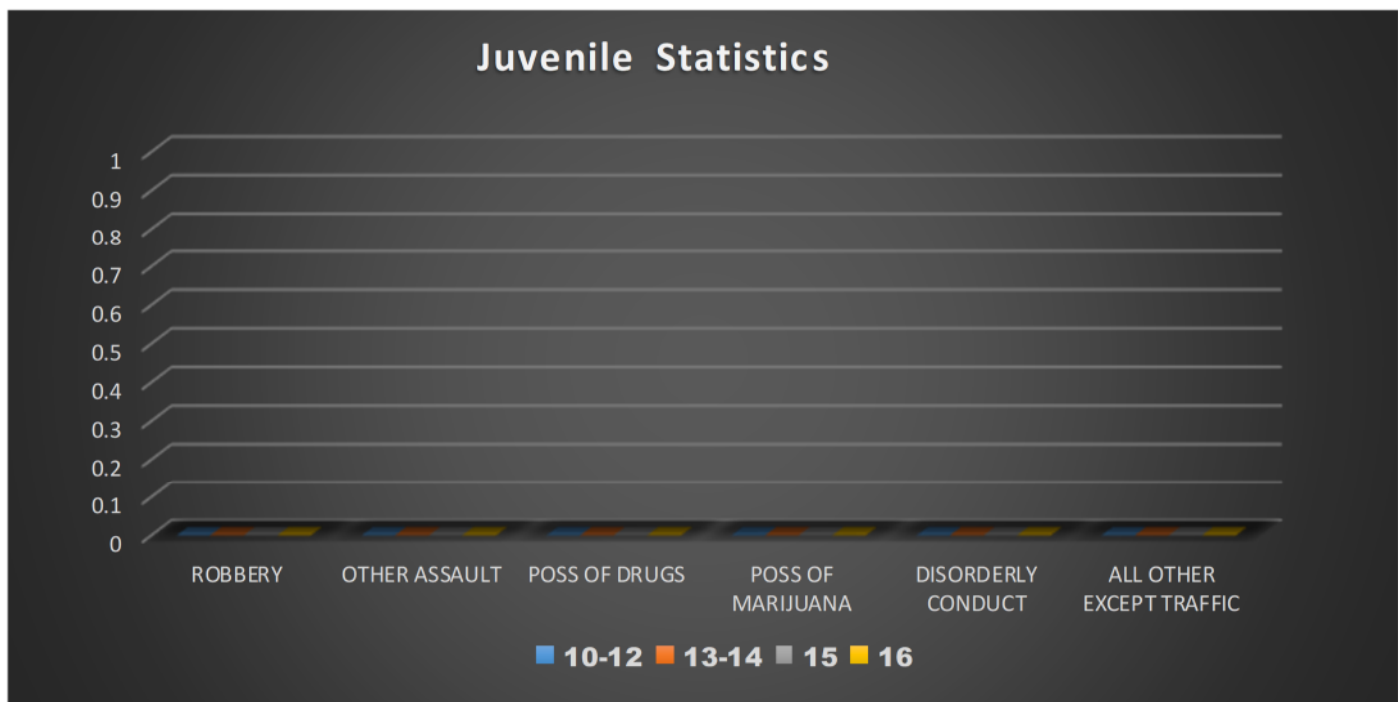
Assault Class A (Family Violence)	11
Assault Class C	2
Assault, Aggravated	5
Assault, Aggravated (Family Violence)	6
Burglary - Residential	2
Burglary - Business	2
Burglary - Vehicle	0
City Ordinance, Open Container	0
Criminal Mischief	3
Criminal Trespass	43
Disorderly Conduct	19
DWI - alcohol	15
DWI - drugs	13
Evading Detention	20
Fail to ID to Police Officer	23
Forgery	2
Injury to a Child	0
Injury to an Elderly Person	0
Murder	0
No Liability Insurance	3
Paraphernalia	18
Possession of Controlled Substance (Cocaine)	25
Possession of Controlled Substance (other)	108
Possession of Marijuana	79
Public Intoxication	164
Retaliation	0
Robbery	4
Theft, State Jail Felony	6
Theft Class A	0
Theft Class B	4
Theft Class C	1
Unauthorized Use of Vehicle	6
Unlawfully Carrying of a Weapon	12
Warrant Municipal Court Orange	383
Warrants, All Other	401
Traffic Arrest	34
All other Criminal	68
Total	1482



ORANGE POLICE DEPARTMENT 2018 ANNUAL REPORT

JUVENILE DETENTION STATISTICS

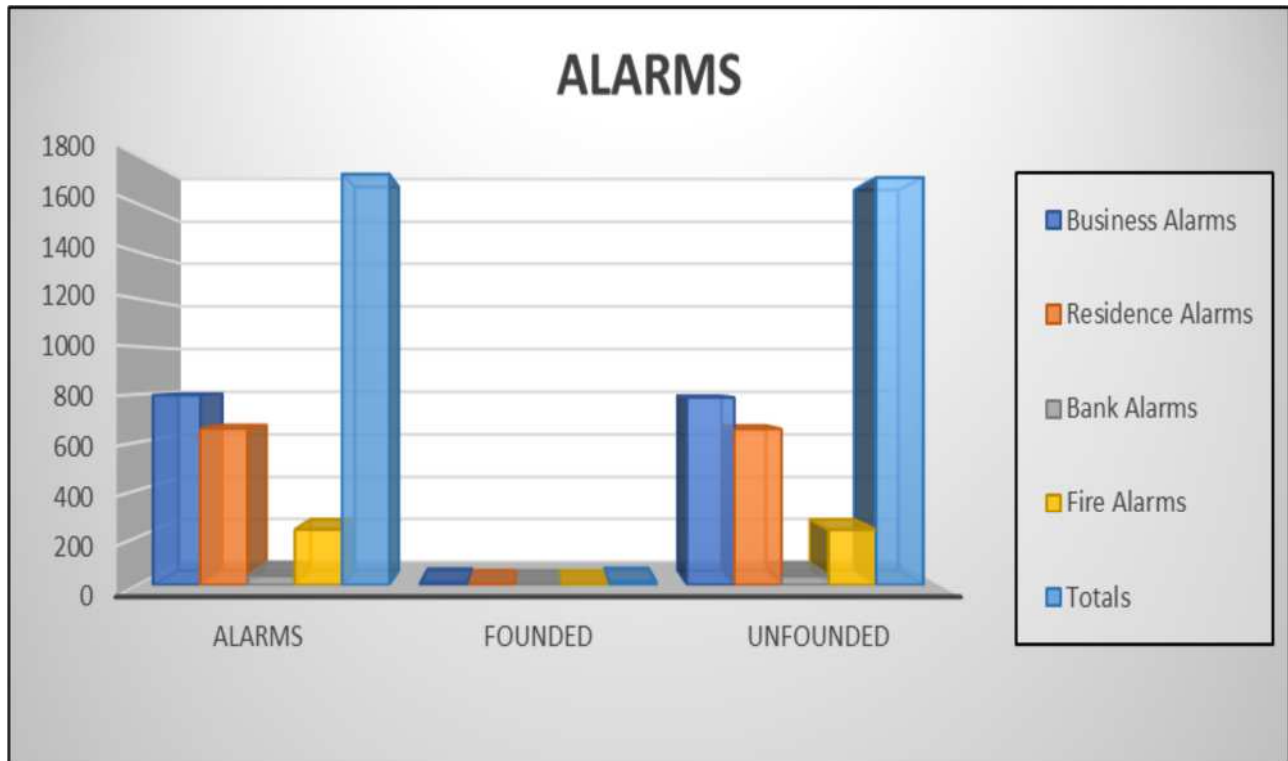
Age Group	10/12	13/14	15	16	TOTALS
ROBBERY					
AGGRAVATED ASSAULT					
OTHER ASSAULT					
BURGLARY					
THEFT					
THEFT MOTOR VEHICLE					
VANDALISM					
POSSESSION OF DRUGS					
POSS OF MARIJUANA					
PUBLIC INTOXICATION					
DUI					
DISORDERLY CONDUCT					
ALL OTHER EXCEPT TRAFFIC					
RUNAWAYS					
TOTALS	0	0	0	0	0



ORANGE POLICE DEPARTMENT 2018 ANNUAL REPORT

ALARMS

Alarm Type	ALARMS	FOUNDED	UNFOUNDED	% UNFOUNDED
Business Alarms	797	10	787	98.78%
Residence Alarms	657	2	655	99.70%
Bank Alarms	39	1	38	97.44%
Fire Alarms	231	1	230	99.57%
Totals	1724	14	1710	99.19%



ORANGE POLICE DEPARTMENT 2018 ANNUAL REPORT

CITATIONS

Citations	
No Liability Insurance	312
Allow Child to Ride Unsecured	20
Allow Unlicensed Driver to Drive	2
Defective Equipment	10
Disregard Railroad Crossing	0
Driver No Seat Belt	9
Expired License Plates	138
Fail to Change Address	2
Fail to Control Speed	119
Fail to Stay in Single Marked Lane	46
Fail to Stop and Give Information	0
Fail to Yield Right of Way	102
Head/Tail Light Violation	17
Improper Backing	7
Improper Lane Changes	21
Improper Left/Right Turn	33
Littering	2
Negligent Collision	0
No Current MVI Sticker	0
No Motorcycle License	1
No Operators License	320
One License Plate	3
Parked - Fire Lane	1
Parked - Handicapped Zone	18
Parked - No Parking Zone	2
Rider - No Seat Belt	10
Running Red Light	51
Running Stop Sign	112
Speeding	142
Straight From Turn Lane Only	0
Unregistered Motor Vehicle	46
Unsafe Passing	4
Citation All Other	211
Total Citations	1761

ORANGE POLICE DEPARTMENT 2018 ANNUAL REPORT

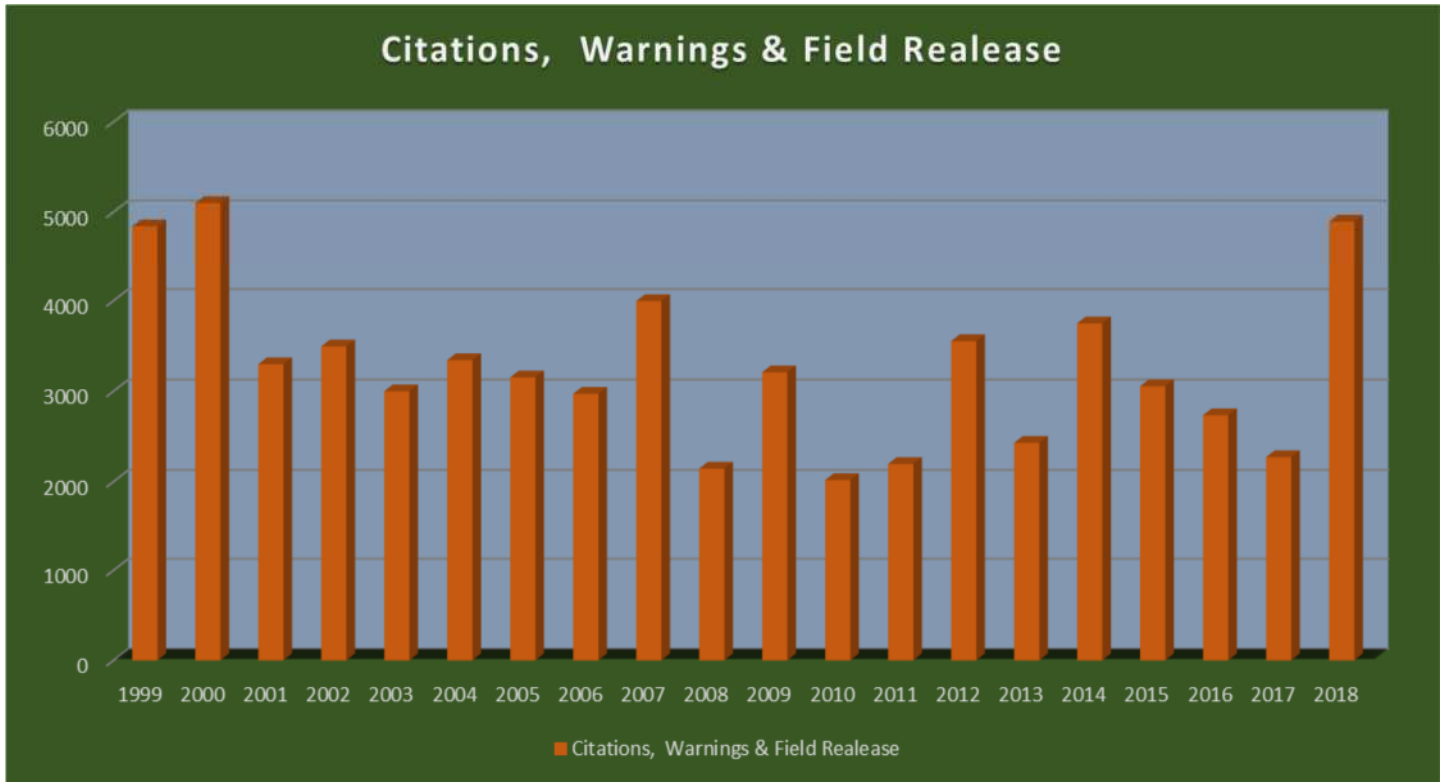
CITATIONS

WARNINGS	
Warning/Defective Equipment	597
Warning/Disregarding Traffic	3
Warning/Expired License Plate	60
Warning/Fail to Signal Intent	276
Warning/Fail to Yield Right of Way	23
Warning/Head/Tail Light Violation	578
Warning/Lane Change	86
Warning/No Current MVI Sticker	0
Warning/No Insurance	6
Warning/No Operators License	29
Warning/No Seat Belt, Driver	13
Warning/No Seat Belt, Passenger	2
Warning/One License Plate	113
Warning/Parking	3
Warning/Running Red Light	48
Warning/Stop Sign	213
Warning/Speeding	608
Warning/Wrong Way on One Way	20
Warning/Unsafe Passing	3
Warning/All Other Offenses	348
Total Warnings	3029

FIELD RELEASE CITATIONS	
City Ordinance Violation	18
Curfew Violation	2
Noise Ordinance From Vehicle	1
Minor In Possession of Alcohol	0
Possession of Drug Paraphernalia	25
Theft Class C	2
Open Container/Drinking in Public	27
Minor in Possession of Tobacco	2
Littering	9
All other	23
Total Field Release Citations	106

ORANGE POLICE DEPARTMENT 2018 ANNUAL REPORT

CITATIONS, WARNINGS & FIELD RELEASE



2018 Yearly Total - 4,896

Year – Total	Year - Total
1999 - 4845	2009 - 3210
2000 - 5102	2010 - 2019
2001 - 3299	2011 - 2197
2002 - 3496	2012 - 3555
2003 - 3001	2013 - 2430
2004 - 3344	2014 - 3751
2005 - 3154	2015 - 3056
2006 - 2973	2016 - 2736
2007 - 3997	2017 - 2272
2008 - 2145	2018 - 4896

ORANGE POLICE DEPARTMENT 2018 ANNUAL REPORT

DETECTIVE DIVISION YEARLY SUMMARY 2018

The Detective Division of the Orange Police Department consists of a Captain, Lieutenant, Eight Detectives, and one Clerk. Four Detectives are assigned to follow up general criminal cases and four Detectives are assigned to Narcotics/Street Crime.

MONTH	CASES ASSIGNED	CHARGES ACCEPTED BY DA	CLEARED BY OTHER MEANS *
JAN	149	46	70
FEB	129	53	69
MAR	113	24	55
APR	34	29	63
MAY	138	35	55
JUN	126	21	40
JUL	140	40	69
AUG	142	51	50
SEP	125	27	34
OCT	133	29	57
NOV	36	42	29
DEC	59	41	40
TOTAL	1324	418	631

* Cleared by other means includes: charges dropped by victim, prosecution declined, restitution made, unfounded, referred to other jurisdiction, and insufficient evidence.

** Assigned cases may contain multiple suspects and/or charges filed.

**ORANGE POLICE DEPARTMENT
2018 ANNUAL REPORT**

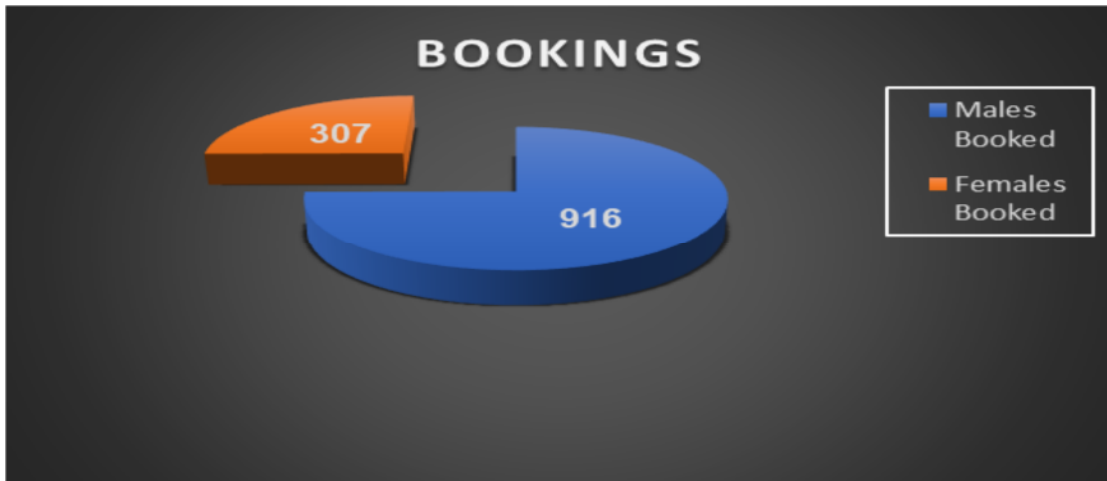
RACIAL

PROFILING

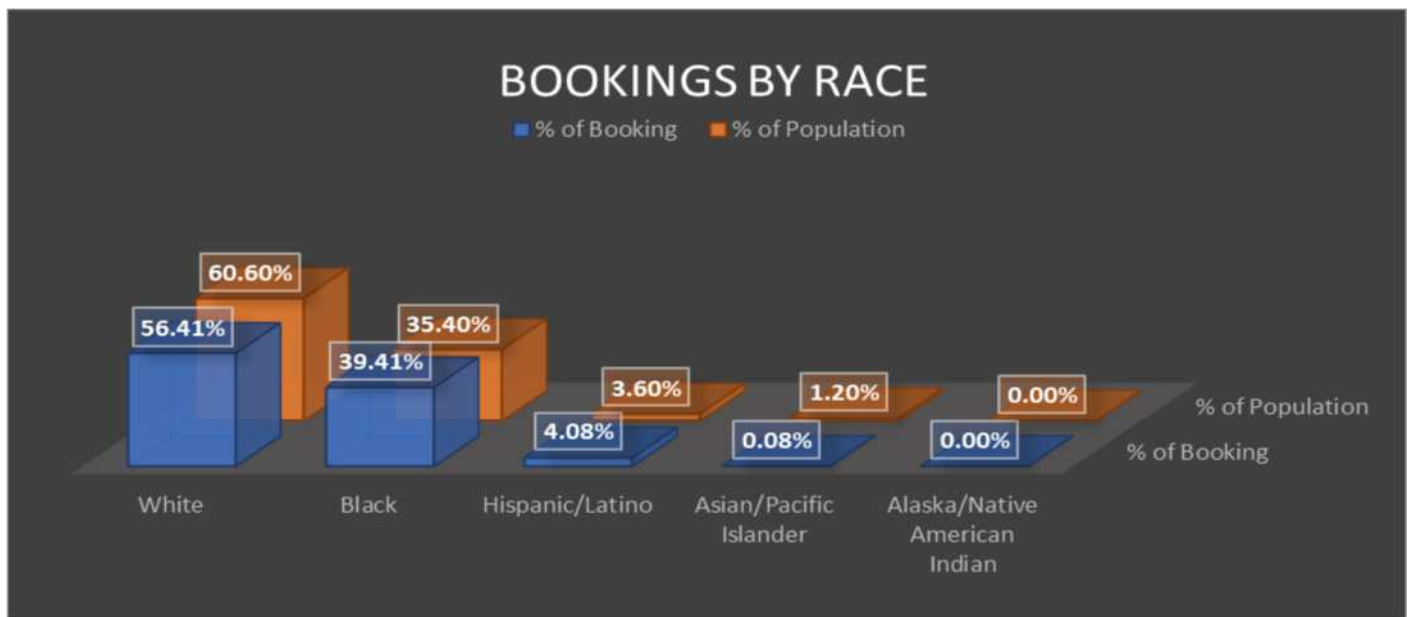
**Statistical information collected and reported pursuant to
Senate Bill 1074**

ORANGE POLICE DEPARTMENT 2018 ANNUAL REPORT

Males Booked	916	Females Booked	307
Total Booked	1223	Total Charges	1482



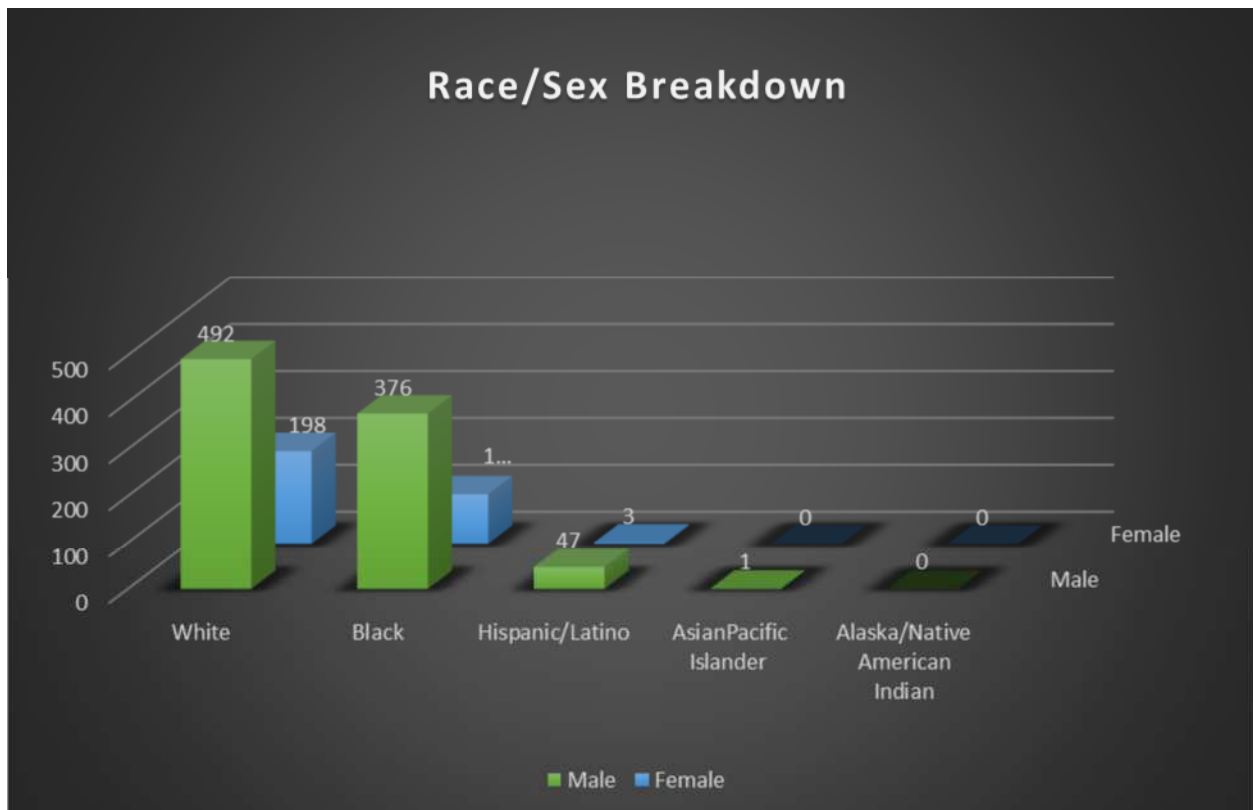
Race	White	Black	Hispanic/Latino	Asian/Pacific Islander	Alaska/Native American Indian
Number of Booked	690	482	50	1	0
Percent of Arrested	56.41%	39.41%	4.08%	0.08%	0.00%
Percent of Local Population	60.6%	35.4%	3.6%	1.2%	0.00%



ORANGE POLICE DEPARTMENT 2018 ANNUAL REPORT

BOOKING INFORMATION

	Male	%	Female	%
<i>White</i>	492	40.2%	198	16.18%%
<i>Black</i>	376	30.74%	106	8.6%%
<i>Hispanic/Latino</i>	47	3.84%	3	0.24%
<i>Asian/Pacific Islander</i>	1	0.00%	0	0.00%
<i>Alaska/Native American Indian</i>	0	0.00%	0	0.00%
<i>TOTAL</i>	916	74.78%	307	25.02%



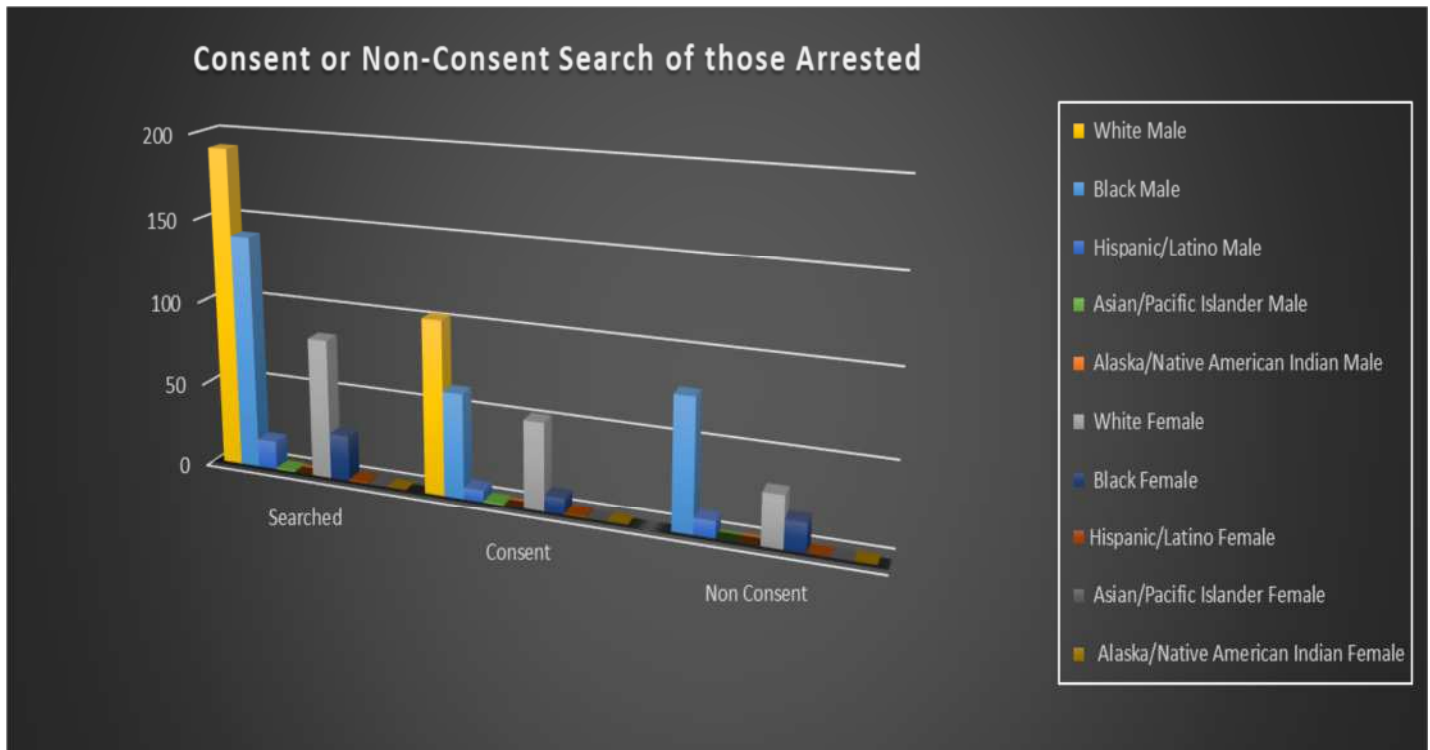
ORANGE POLICE DEPARTMENT 2018 ANNUAL REPORT

CONSENT OR NON-CONSENT SEARCH OF THOSE ARRESTED

People searched prior to arrest 460 out of 1223

Of the 460 searched: 236 consented 224 were non-consent

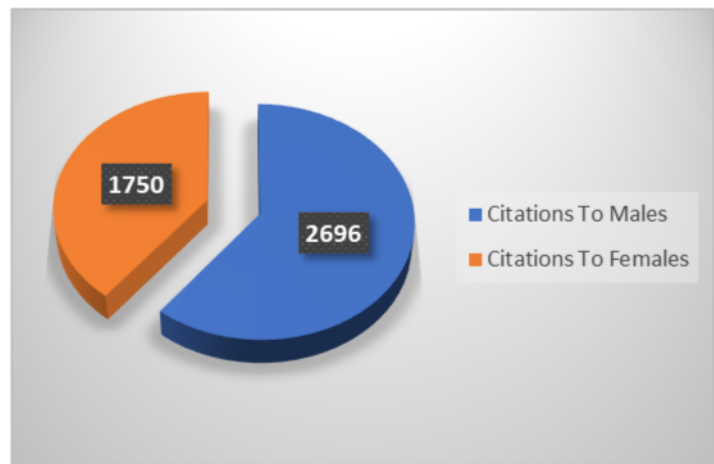
	Searched	Consent	Non Consent
<i>White Male</i>	191	103	88
<i>Black Male</i>	140	62	78
<i>Hispanic/Latino Male</i>	17	7	10
<i>Asian/Pacific Islander Male</i>	1	1	0
<i>Alaska/Native American Indian Male</i>	0	0	0
<i>White Female</i>	83	52	31
<i>Black Female</i>	27	10	17
<i>Hispanic/Latino Female</i>	1	1	0
<i>Asian/Pacific Islander Female</i>	0	0	0
<i>Alaska/Native American Indian Female</i>	0	0	0
<i>TOTAL</i>	460	236	224



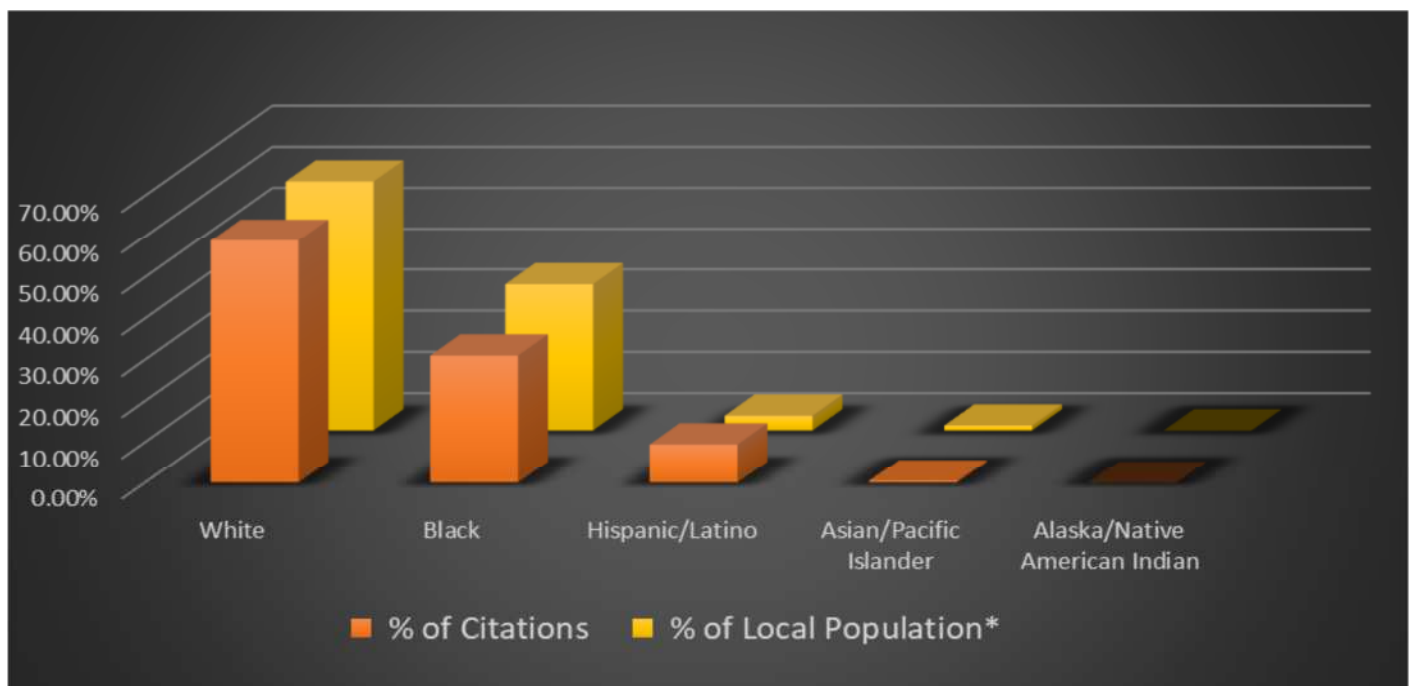
ORANGE POLICE DEPARTMENT 2018 ANNUAL REPORT

TRAFFIC CITATION INFORMATION

Citations To Males	2696
Citations To Females	1750
Total Male/Female	4446



Race	White	Black	Hispanic/Latino	Asian/Pacific Islander	Alaska/Native American Indian
Number of Citations	2623	1378	422	21	2
Percent of Citations	58.99%	30.99%	9.49%	0.47%	0.04%
Percent of Local Population	60.6%	35.4%	3.6%	1.2%	0.00%



ORANGE POLICE DEPARTMENT 2018 ANNUAL REPORT

CITATION INFORMATION

People searched while receiving citations - 391 out of 4446

Of the 391 searched - 306 consented and 85 were non-consent

	Searched	Consent	Non Con
<i>White Male</i>	184	148	36
<i>Black Male</i>	106	76	30
<i>Hispanic/Latino Male</i>	19	15	4
<i>Asian/Pacific Islander Male</i>	0	0	0
<i>Alaska/Native American Indian Male</i>	0	0	0
<i>White Female</i>	61	56	5
<i>Black Female</i>	20	10	10
<i>Hispanic/Latino Female</i>	1	1	0
<i>Asian/Pacific Female</i>	0	0	0
<i>Alaska/Native American Indian Female</i>	0	0	0
Totals	391	306	85

